

BAJAJ
pulsar-DTS-i
220



THE WORLD'S
FAVOURITE
INDIAN

BAJAJ
pulsar-DTS-i
220

Bajaj Auto Limited

Akurdi, Pune - 411 035, India.

Tel : +91 20 27472851


Fax : +91 20 27407385

Toll Free : +91 72198 21111

Website : www.bajajauto.com

CIN L65993PN2007PLC130076

Spare Parts Catalogue



Notice

BAJAJ
pulsar *ATS-i* 220 UG, BS IV

All information contained in this manual is based on the latest product information at the time of publication. Bajaj Auto Limited accepts no liability for any inaccuracies or omissions in this publication, although every possible care has been taken to make it as complete and accurate as possible. All procedures and specifications subject to change without prior notice. The right is reserved to make such changes at any time without prior notice and without incurring an obligation to make such changes to product manufactured previously. Contact your authorized Bajaj Dealer for the latest information on product improvements incorporated after this manual was issued.

DOC. NO. : 71112584

REV. 17 JUN 19

Copy rights : All rights reserved. No part of this publicatin may be reproduced, stored in a retrival system, Or transmitted in any form or by any means, electronic mechanical photocopying, recording or otherwise, without the prior written permission of Bajaj Auto LTD.

We have pleasure in presenting the Spare Parts Catalogue for 'Pulsar 220 UG + BS IV' Motorcycle. This catalogue has been specially designed to assist you in selecting the correct parts for procurement to maintain 100% availability.

The Bajaj spares are subjected to the stringent quality control standards to ensure longer life of the vehicle. It is therefore necessary that only the Genuine Bajaj Spares are used.

In a continual effort to improve Performance and Efficiency of the vehicles, Specifications, Diagrams, Illustrations and Part Numbers can change without notice. Consequently, the description in this Spare Parts Catalogue cannot therefore be final and binding on us.

The modifications / alterations which are carried out after the issue of this catalogue, will be conveyed to you through our Service Circulars. You are requested to make necessary corrections in the Parts Catalogue as per the circulars so as to keep your catalogue up-to-date. This will ensure the appropriate and speedy delivery of the Spare Parts as the order placed will bear the latest part numbers.

In case, if you need any technical assistance contact the concerned Regional Office or write to us on the following address :

Bajaj Auto Limited
Service Department
Akurdi, Pune 411 035 India

1. How to Read the Catalogue : Open the catalogue and from the pictorial index locate the group in which the part you want to find is present. Turn over to the concerned page number (as given by pictorial index). Now find out the figure of the part you wish to order. Write down the part number against that particular figure number from the text.

In case, if you have the part number and you need the other details, the part index can be used. The part index (at the end of the catalogue) will give you the figure and page number of the part you wish to order.

2. How to Order Spare Parts : The part number and the description of the part required should be invariably mentioned in the order as per the catalogue text.

The latest part number as conveyed through our service circulars should only appear on the order. In case of ordering painted components, colour shade of the components should be mentioned.

The quantity shown against the part number is the quantity per vehicle for that group so that particular quantity should be multiplied by the number of sets required.

3. Part Number System : We have used 8 digit system for part numbers. The model or hardware item is indicated by first two digits or alphanumeric, the next two or four digits indicate main group and the last four or two digits indicate serial number in main group or serial number or subgroup of fastener respectively. Thus the part numbers will be indicated by 2-2-4 or 2-4-2 digit system. Understanding this system will enable you to identify the spare parts easily.

4. Abbreviations : The following abbreviations are used in this catalogue.

Assembly	Assembly	V	Volts
N.I.	Not illustrated	W	Watts
C'case	Crankcase	Accl.	Accelerator
Cyl	Cylinder	Comp.	Complete
O/s	Over size	Fr.	Front
Rr.	Rear	Std.	Standard
L	Length	A/t.	Alternate
R.H.	Right hand	L.H.	Left hand
Hex.	Hexagonal	AR	As required

Index

Plate No.	Description	Page No.
1	Cover Cylinder Head	2
2	SAI System	4
3	Cylinder Head	6
4	Valve	8
5	Camshaft & Tensioner	10
6	Cylinder & Piston	12
7	Crankshaft	14
8	Transmission	16
9	Balancer & Balancer Idler Gear	18
10	Change Drum & Shaft Fork	20
11	Gear Change Mechanism	22
12	Engine Assembly & Crankcase RH	24
13	Crankcase LH	26
14	Cover RH	28
15	Cover Magneto	30
16	Clutch Assembly	32
17	Oil Pump	34
18	Oil Cooler Assembly	36
19	Carburetor Assembly	38
20	Silencer Assembly & Belly Pan	40
21	Air Cleaner Comp.	42
22	EVAP Mechanism	44
23	Magneto, CDI & H. T. Coil	46
24	Starter Assembly	48
25	Frame & Frame fittings	50
26	Engine Mountings	52
27	Swing Arm / Rear Shock Absorber	54
28	Rider & Pillion Foot rest	56
29	Mudguard Front & Rear	58
30	Center & Side Stand Assembly	60
31	Tyre / Tube / Rim	62
32	Front Wheel Assembly	64
33	Front Master Cylinder Assembly	66

Index

Plate No.	Description	Page No.
34	Front Disc Brake	68
35	Rear Wheel Assembly	70
36	Rear Disc Brake	72
37	Rear Disc Brake - Master Cylinder & Caliper	74
38	Rear Brake Pedal	76
39	Anti Lock Braking System (ABS)	78
40	Handle Bar Assembly	80 - 82
41	Front Fork Assembly	84 - 86
42	Fittings Petrol Tank Spoiler, Side Cover & Cover Seat	88
43	Cap Tank & Gauge Fuel	90
44	Seat Assembly & Seat Lock	92
45	Speedometer Assembly	94
46	Cables	96
47	Chain Case	98
48	Head Lamp Assembly	100
49	Indicator Light Assembly	102
50	Fairing & Mounting	104
51	Tail Lamp Assembly & Front / Rear Number Plate	106
52	Electrical Equipments	108 - 110
53	Leg Guards, Saree Guard & Grab Handle	112
54	Tool Kit	114
55	Painted Parts & Decals	116 - 120
56	Painted Parts & Decals - Cocktail Wine Red & Saffire Blue	122
57	Painted Parts & Decals - Dec. 2017	124
58	Painted Parts & Decals - Nov. 2018	126 - 128
59	Consumable Parts	130 - 132
	Kits List	133 - 140
	Amendment Sheet (Parts Added)	141
	Amendment Sheet (Parts Deleted)	142
	Part Index	143 - 156

Pictorial Index

PLATE NO. : 1
COVER CYLINDER HEAD

PAGE NO.
1

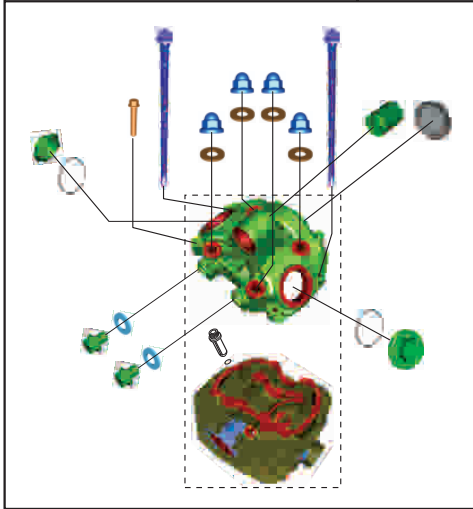


PLATE NO. : 2
SAI SYSTEM

PAGE NO.
3

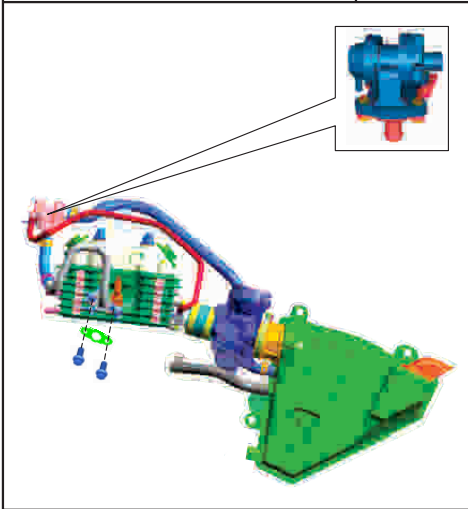


PLATE NO. : 3
CYLINDER HEAD

PAGE NO.
5

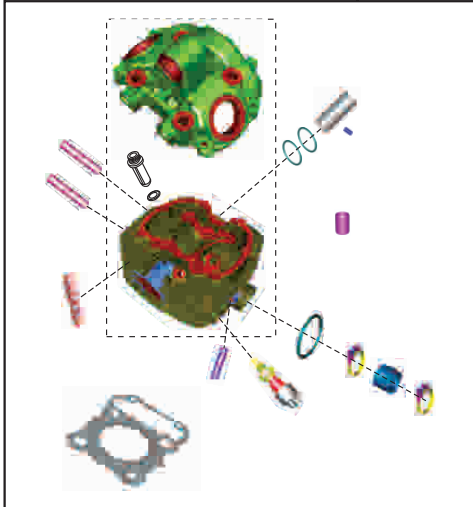
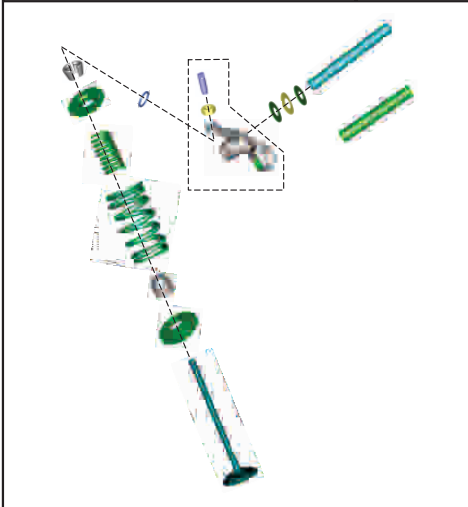


PLATE NO. : 4
VALVE

PAGE NO.
7



Pictorial Index

PLATE NO. : 5
CAMSHAFT TENSIONER

PAGE NO.
9

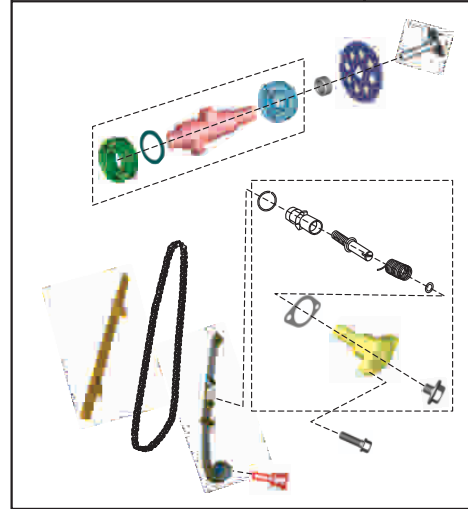


PLATE NO. : 6
CYLINDER & PISTON

PAGE NO.
11

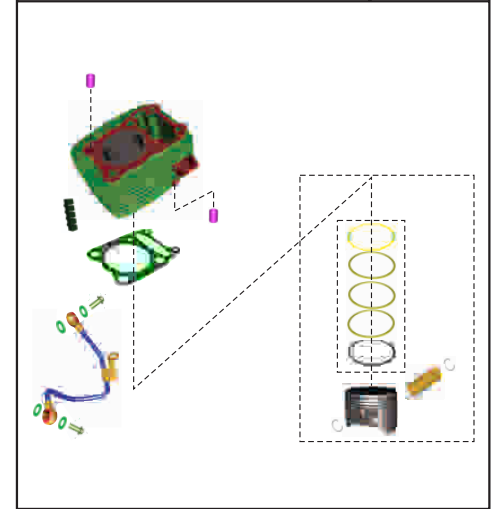


PLATE NO. : 7
CRANKSHAFT

PAGE NO.
13

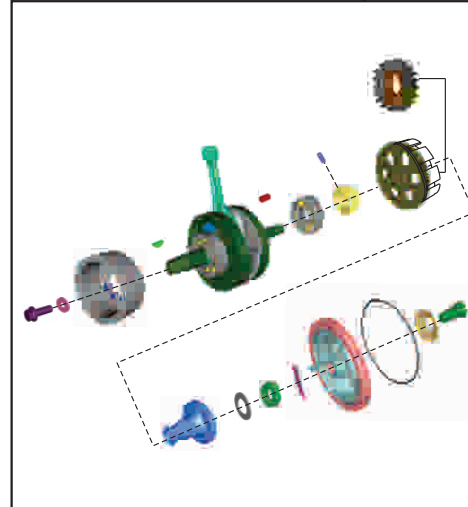
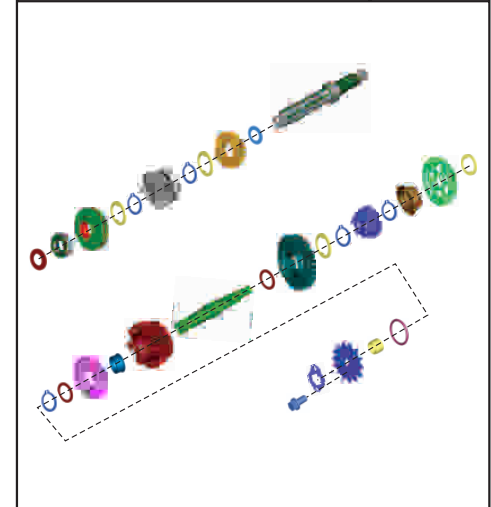


PLATE NO. : 8
TRANSMISSION

PAGE NO.
15



Pictorial Index

PLATE NO. : 9
BALANCER & BALANCER IDLER GEAR

PAGE NO.
17

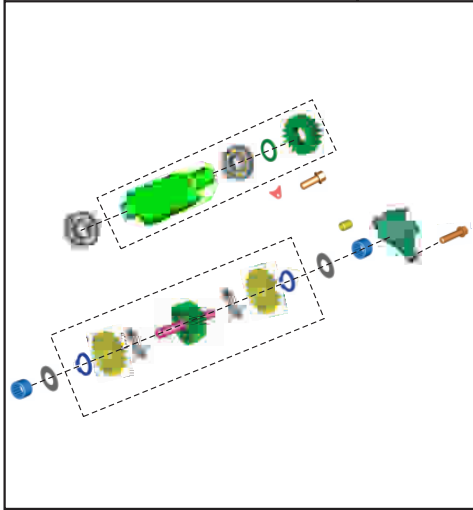


PLATE NO. : 10
CHANGE DRUM & SHAFT FORK

PAGE NO.
19

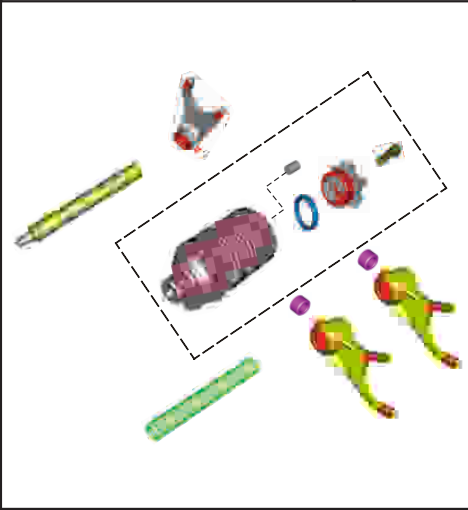


PLATE NO. : 11
GEAR CHANGE MECANISM

PAGE NO.
21

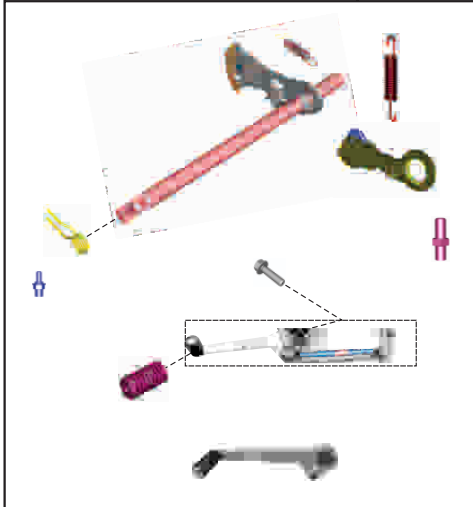
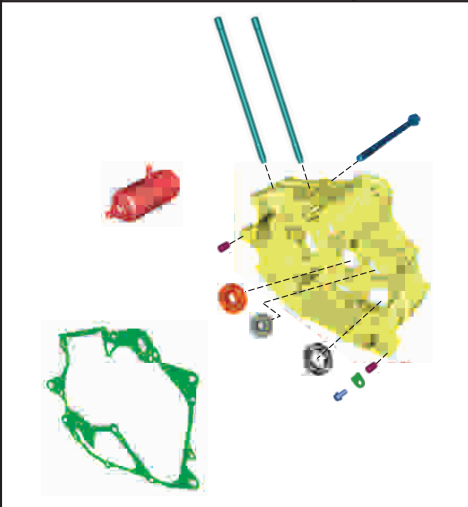


PLATE NO. : 12
ENGINE ASSEMBLY & CRANKCASE RH

PAGE NO.
23



Pictorial Index

PLATE NO. : 13
CRANKCASE LH

PAGE NO.
25

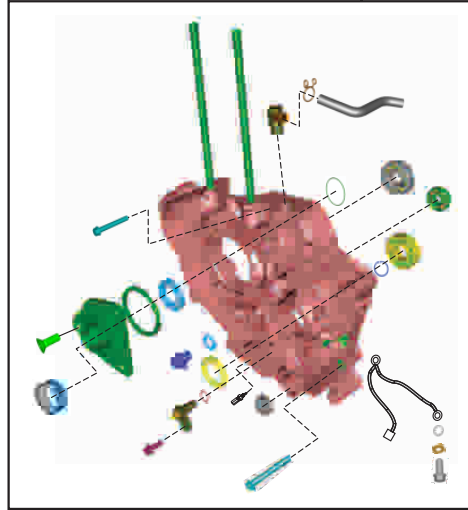


PLATE NO. : 14
COVER RH

PAGE NO.
27




PLATE NO. : 15
COVER MAGNETO

PAGE NO.
29

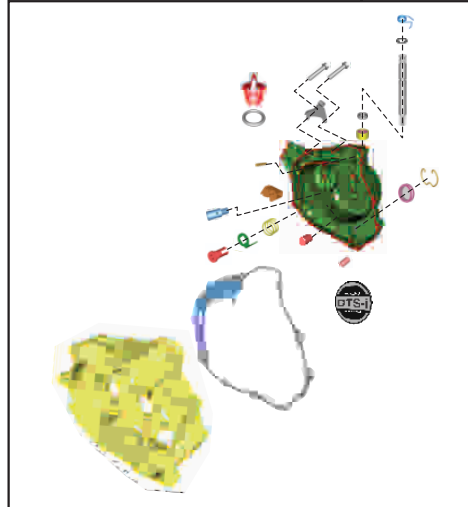
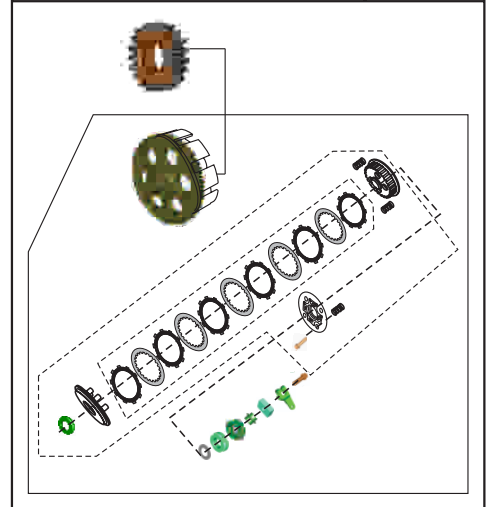


PLATE NO. : 16
CLUTCH ASSEMBLY

PAGE NO.
31



Pictorial Index

PLATE NO. : 17
OIL PUMP ASSEMBLY

PAGE NO.
33

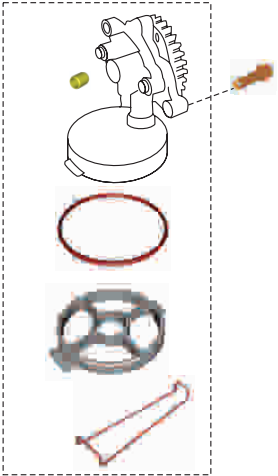


PLATE NO. : 18
OIL COOLER ASSEMBLY

PAGE NO.
35




PLATE NO. : 19
CARBURETOR ASSEMBLY

PAGE NO.
37

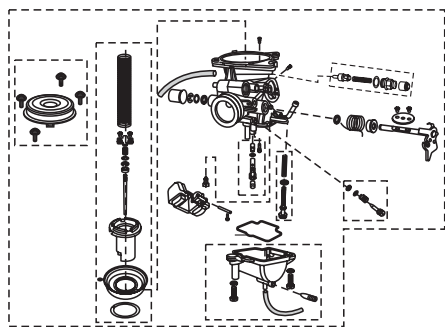
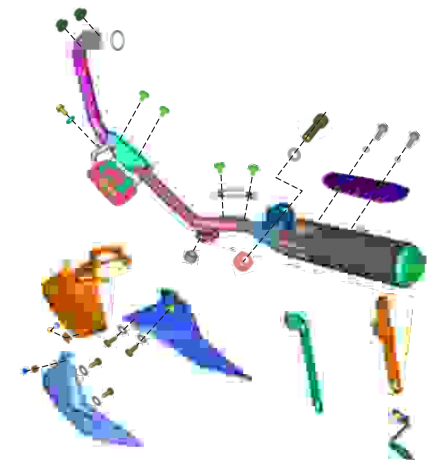


PLATE NO. : 20
SILENCER ASSEMBLY & BELLY PAN

PAGE NO.
39



Pictorial Index

PLATE NO. : 21
AIR CLEANER COMPLETE

PAGE NO.
41

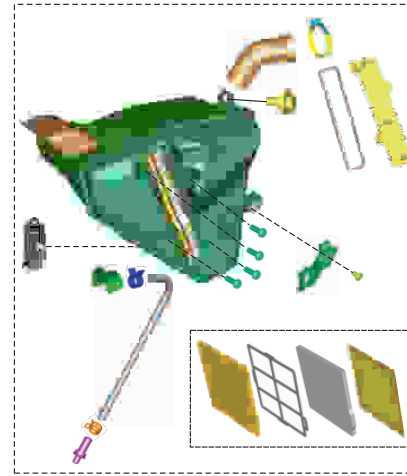


PLATE NO. : 22
EVAP MECHANISM

PAGE NO.
43

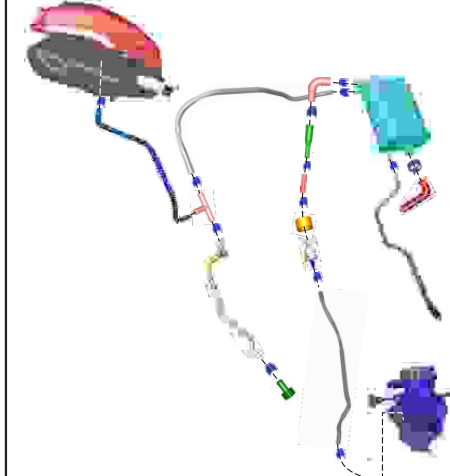


PLATE NO. : 23
MAGNETO, CDI & H. T. COIL

PAGE NO.
45


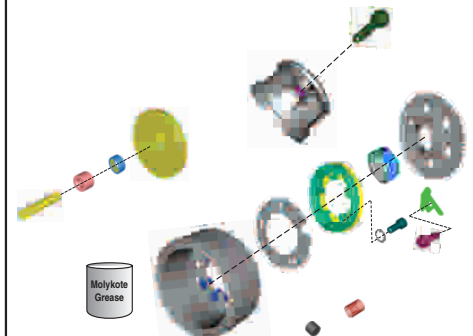


PLATE NO. : 24
STARTER ASSEMBLY

PAGE NO.
47



Pictorial Index

PLATE NO. : 25
FRAME & FRAME FITTINGS

PAGE NO.
49

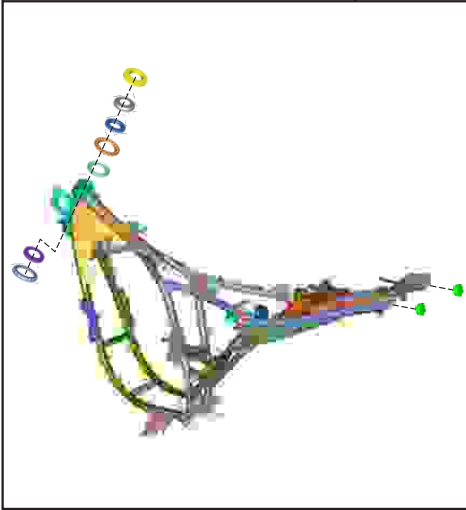


PLATE NO. : 26
ENGINE MOUNTINGS

PAGE NO.
51

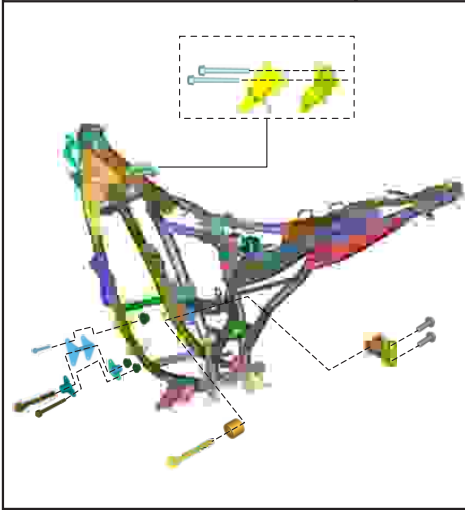


PLATE NO. : 27
SWING ARM / REAR SHOCK ABSORBER

PAGE NO.
53

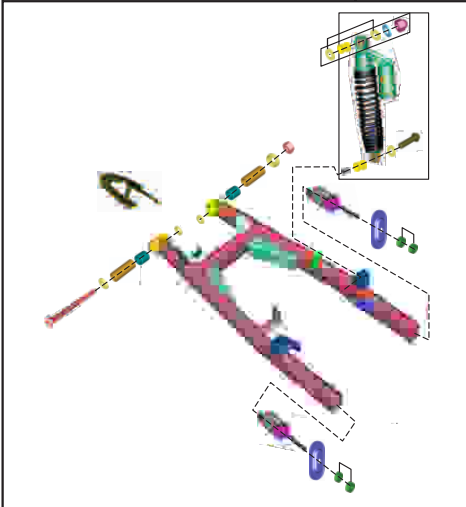
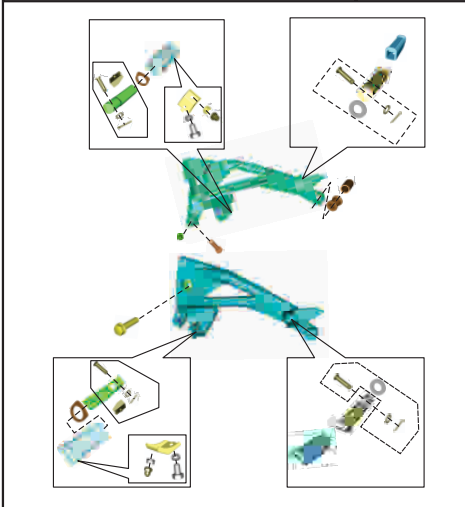


PLATE NO. : 28
RIDER & PILLION FOOT REST

PAGE NO.
55



Pictorial Index

PLATE NO. : 29
MUDGUARD FRONT & REAR

PAGE NO.
57

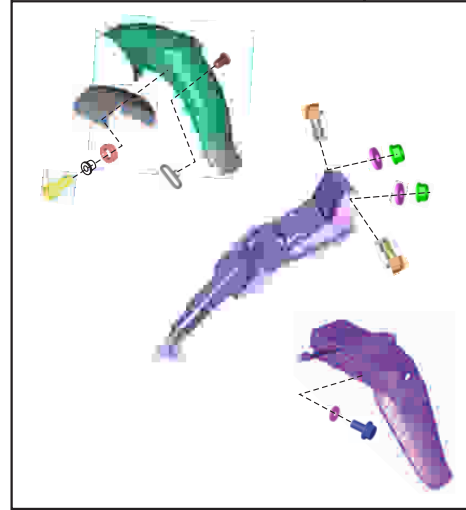


PLATE NO. : 30
CENTER & SIDE STAND ASSEMBLY

PAGE NO.
59



PLATE NO. : 31
TYRE / TUBE / RIM

PAGE NO.
61


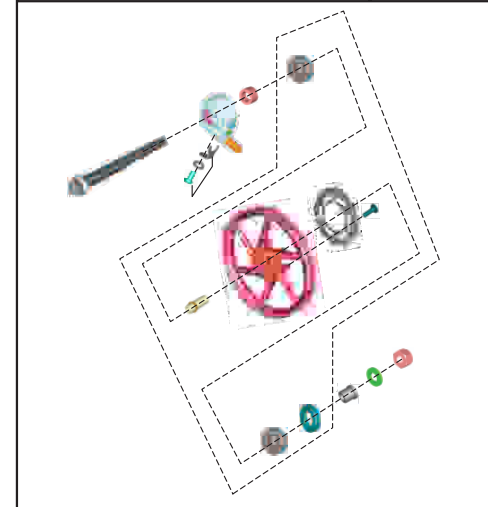


PLATE NO. : 32
FRONT WHEEL ASSEMBLY

PAGE NO.
63



Pictorial Index

PLATE NO. : 33
FRONT MASTER CYLINDER ASSEMBLY

PAGE NO.
65

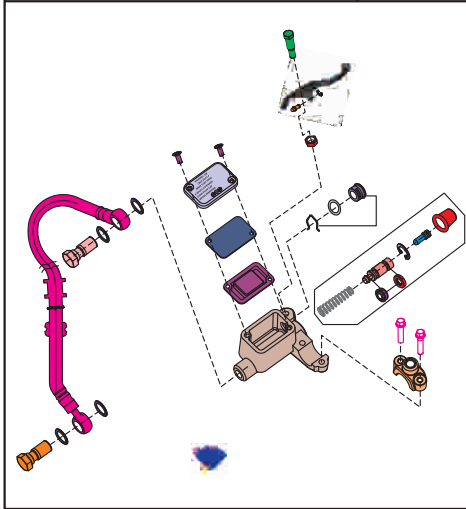


PLATE NO. : 34
FRONT DISC BRAKE

PAGE NO.
67

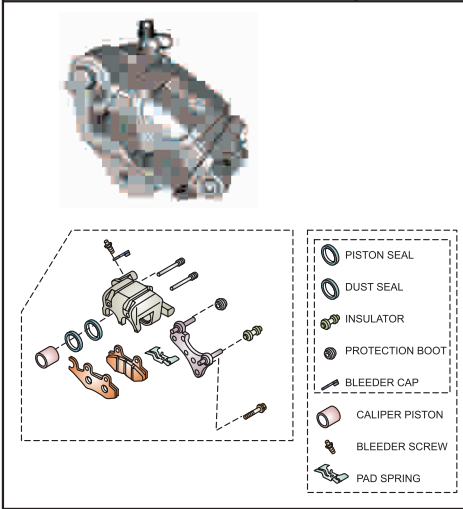


PLATE NO. : 35
REAR WHEEL ASSEMBLY

PAGE NO.
69

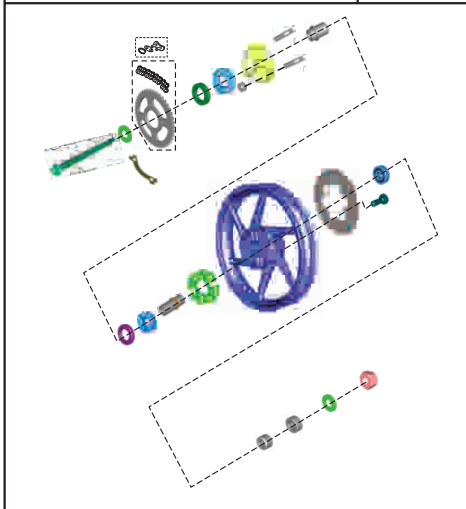
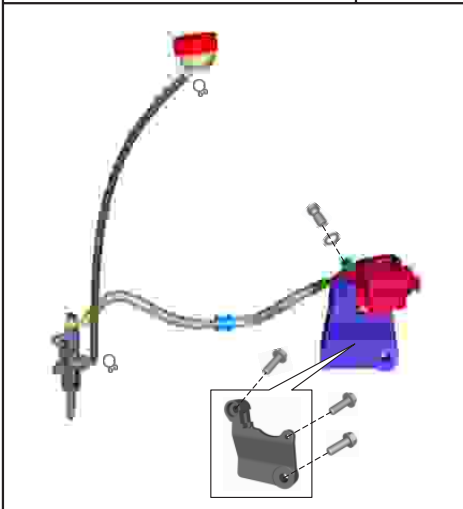


PLATE NO. : 36
REAR DISC BRAKE

PAGE NO.
71



Pictorial Index

PLATE NO. : 37
REAR DISC BRAKE -
MASTER CYLINDER & CALIPER

PAGE NO.
73

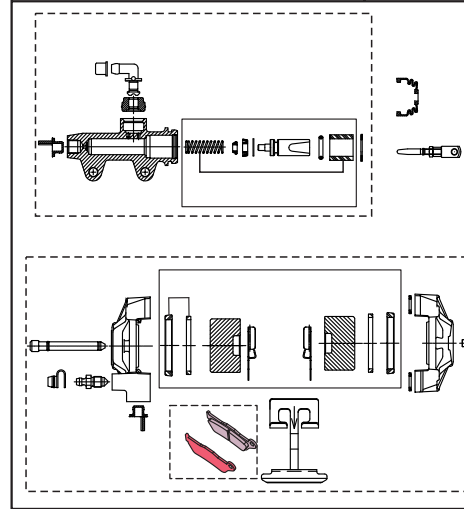


PLATE NO. : 38
REAR BRAKE PEDAL

PAGE NO.
75

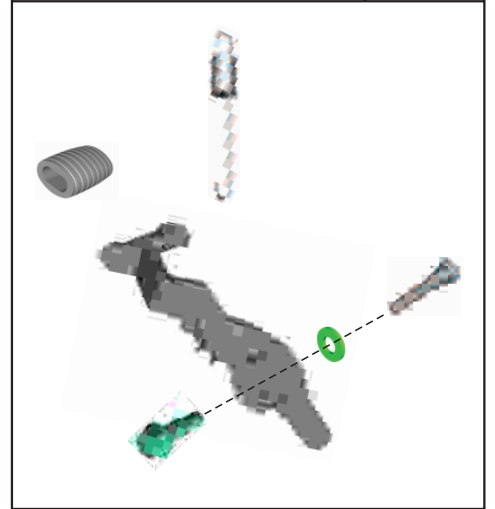


PLATE NO. : 39
ANTI LOCK BRAKING SYSTEM (ABS)

PAGE NO.
77

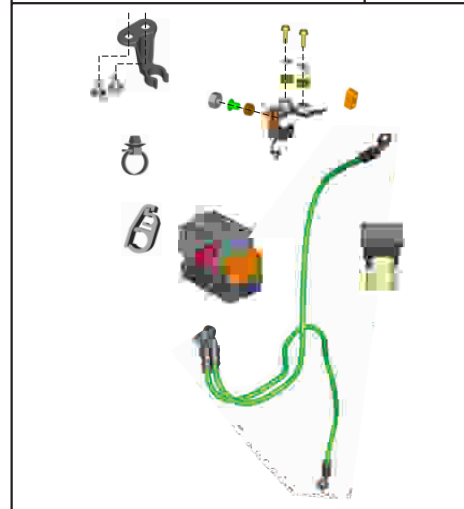
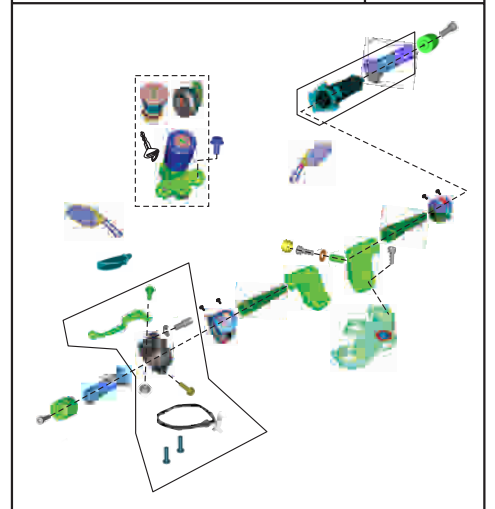


PLATE NO. : 39
HANDLE BAR ASSEMBLY

PAGE NO.
79 - 81



Pictorial Index

PLATE NO. : 40
FRONT FORK ASSEMBLY

PAGE NO.
83 - 85

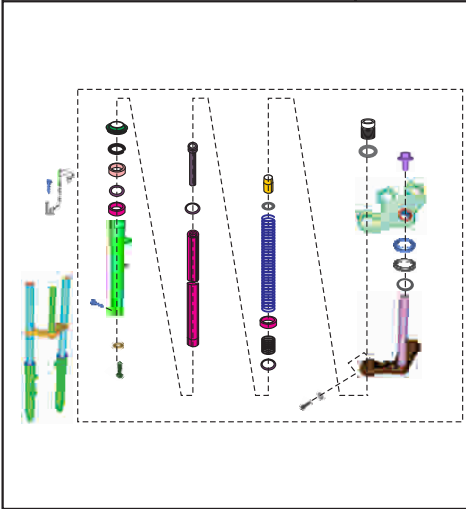


PLATE NO. : 41
FITTINGS PETROL TANK SPOILER,
SIDE COVER & COVER SEAT

PAGE NO.
87




PLATE NO. : 42
CAP TANK & GAUGE FUEL

PAGE NO.
89

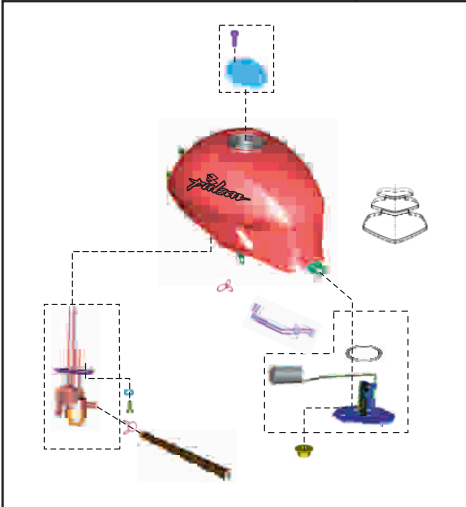



PLATE NO. : 43
SEAT ASSEMBLY & SEAT LOCK

PAGE NO.
91



Pictorial Index

PLATE NO. : 44
SPEEDOMETER ASSEMBLY

PAGE NO.
93

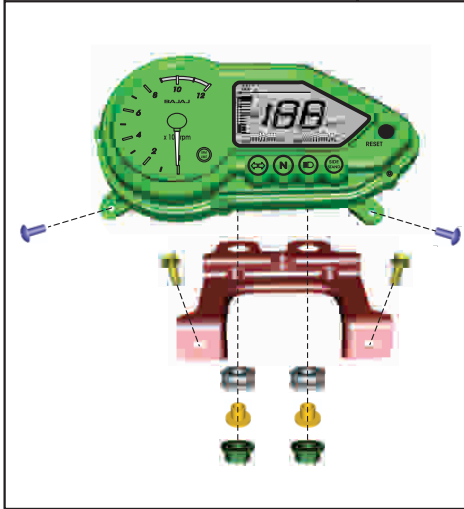


PLATE NO. : 45
CABLES

PAGE NO.
95




PLATE NO. : 46
CHAIN CASE

PAGE NO.
97

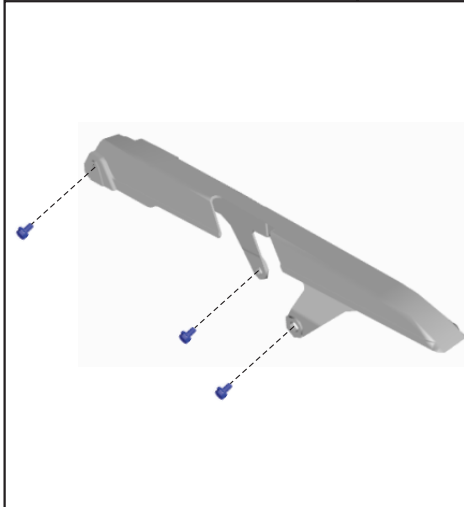



PLATE NO. : 47
HEAD LAMP ASSEMBLY

PAGE NO.
99



Pictorial Index

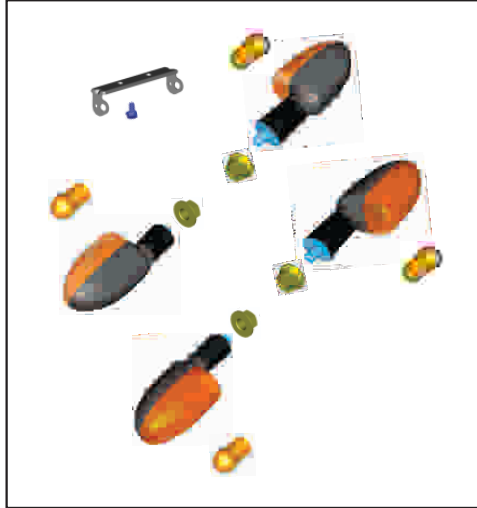
PLATE NO. : 48 INDICATOR LIGHT ASSEMBLY	PAGE NO. 101
	


PLATE NO. : 49 FAIRING & MOUNTING	PAGE NO. 103
	

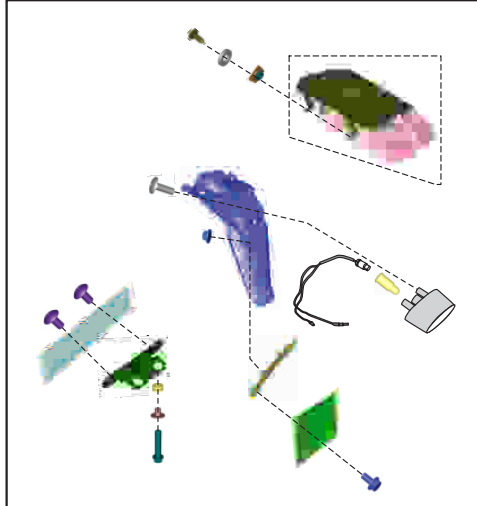
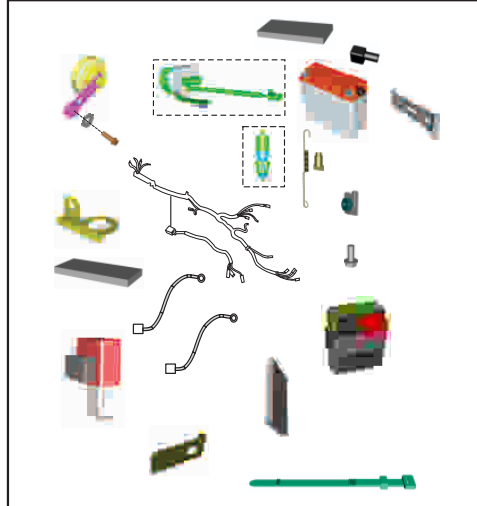
PLATE NO. : 50 TAIL LAMP ASSEMBLY & FRONT / REAR NUMBER PLATE	PAGE NO. 105
	

PLATE NO. : 51 ELECTRICAL EQUIPMENTS	PAGE NO. 107 - 109
	

Pictorial Index

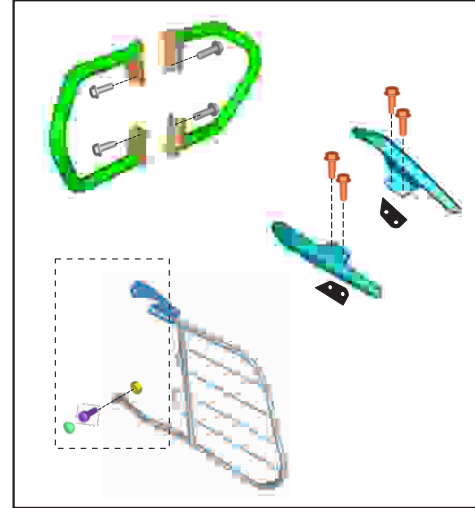
PLATE NO. : 52 LEG GUARDS, SAREE GUARD & GRAB HANDLE	PAGE NO. 111
	

PLATE NO. : 53 TOOL KIT	PAGE NO. 113
	

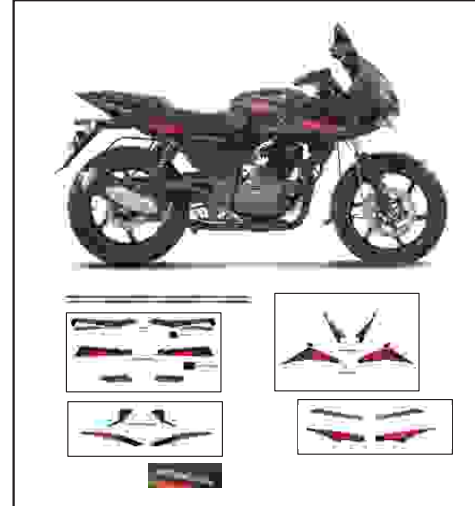

PLATE NO. : 54 PAINTED PARTS & DECALS	PAGE NO. 115 - 119
	

PLATE NO. : 55 PAINTED PARTS & DECALS - COCKTAIL WINE READ & SAFFIRE BLUE	PAGE NO. 121
	

Pictorial Index

PLATE NO. : 56
PAINTED PARTS & DECALS -
DEC. 2017

PAGE NO.
123




PLATE NO. : 58
PAINTED PARTS & DECALS -
(NOV. 2018)

PAGE NO.
125 - 127




PLATE NO. : 59
CONSUMABLE PARTS

PAGE NO.
129







PLATE NO. : 59
CONSUMABLE PARTS

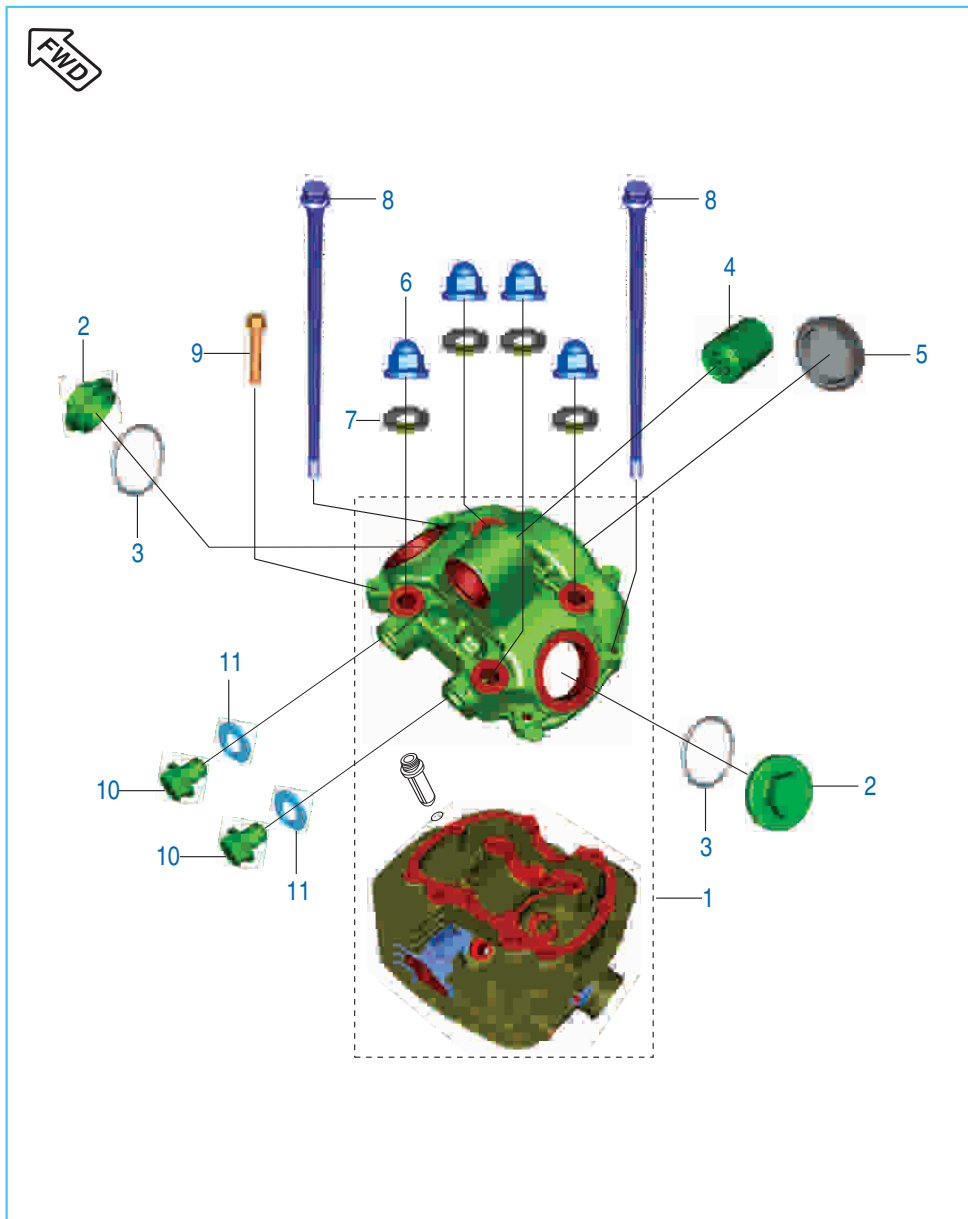
PAGE NO.
131



Pictorial Index

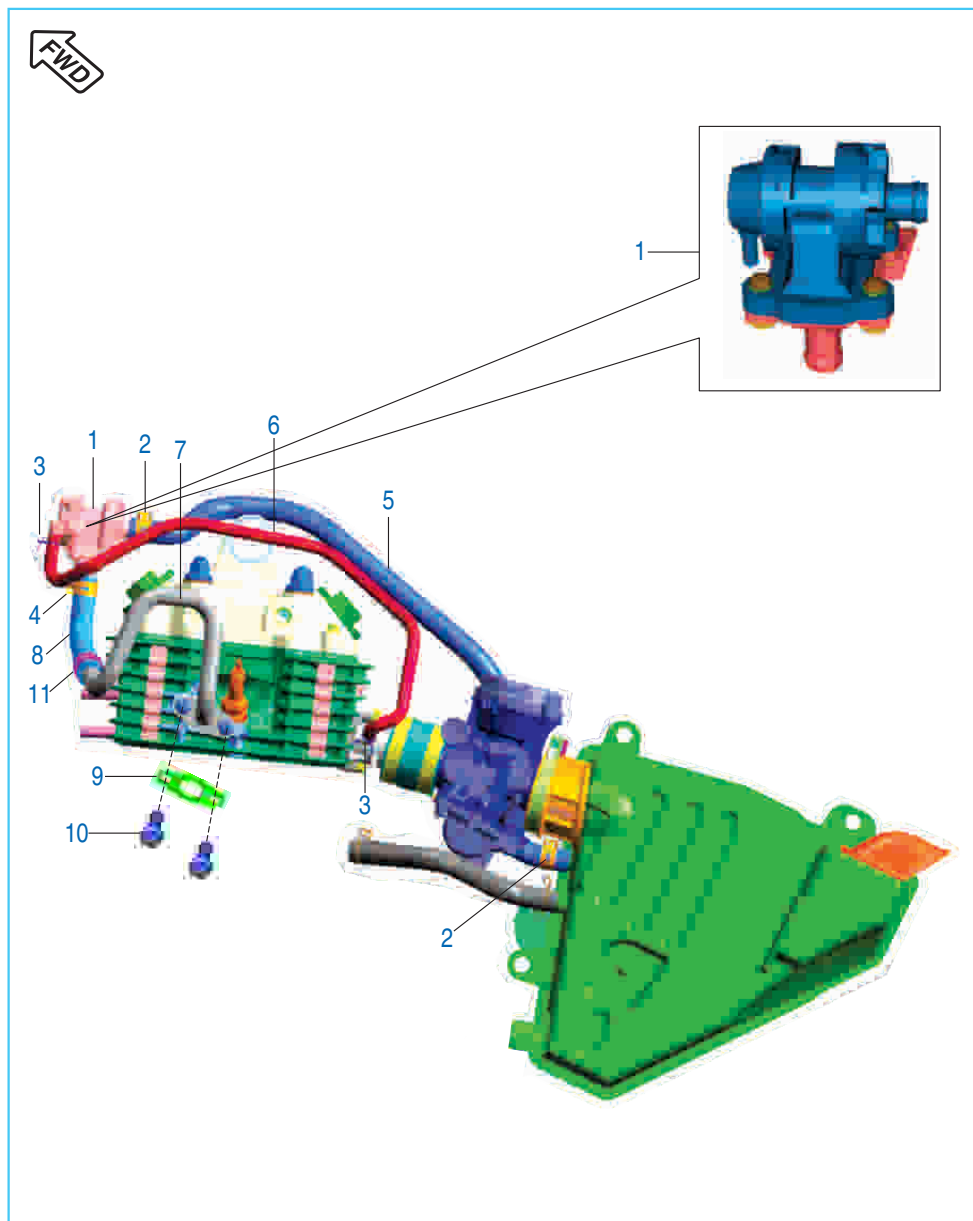


Cover Cylinder Head



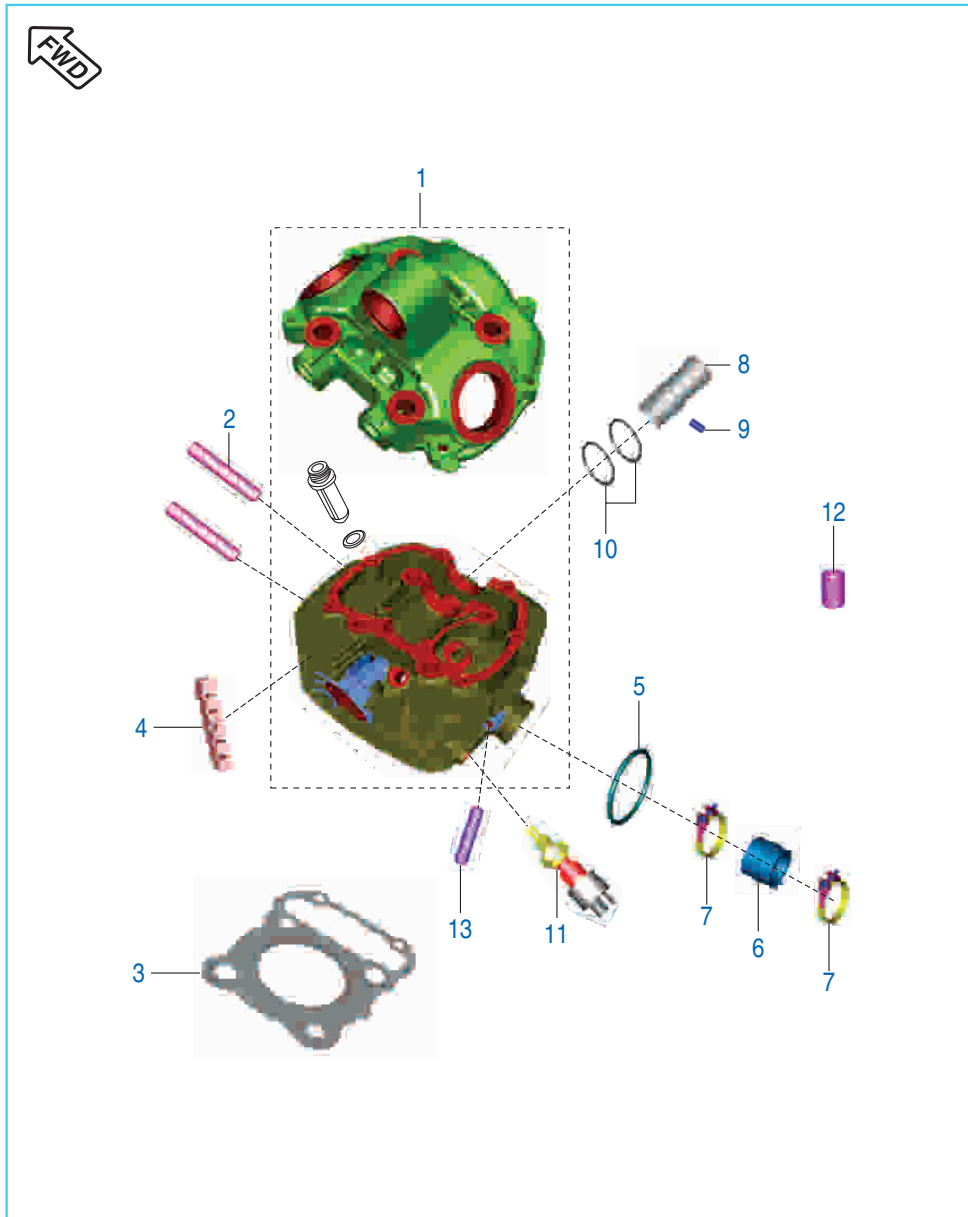
No.	Part No.	Description	Qty.	Remarks
1	36 DK01 19	Kit Assembly Cylinder Head with Cover	1	Refer Kit Details
2	DJ 1012 17	Cover Tappet	2	
3	39 2391 21	'O' Ring	1	
4	DS 1011 66	Silent Bush (V)	1	
5	DH 1022 01	Camshaft Cap	1	
6	39 2647 15	Domed Cap Nut	4	
7	DS 1010 84	Copper gasket	4	
8	59 0400 23	Hex. Bolt with Flange	2	
9	39 1075 04	Hex. Bolt with Flange	4	
	KA ED06 35	Bolt flanged small	4	For ABS Model
10	DH 1012 72	Plug	2	
	DH 1019 16	Bolt flange - M12 x 1.5 x L15	2	For ABS Model
11	DG 1014 98	Gasket	2	

SAI System



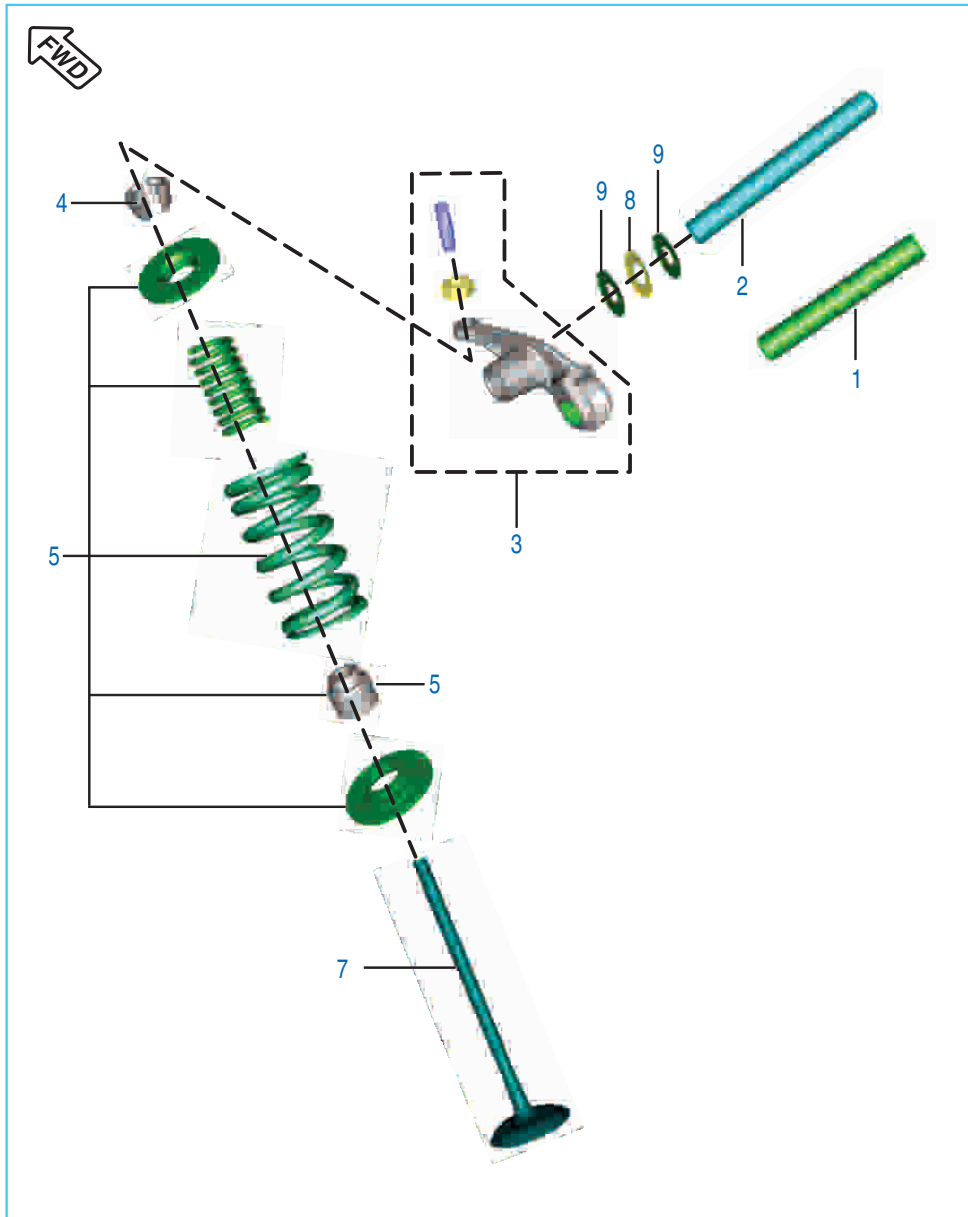
No.	Part No.	Description	Qty.	Remarks
1	DK 1018 38	SAI Unit	1	
2	JL 5810 66	Clamp SAI Pipe	2	
3	33 1410 08	Clamp	2	
4	JL 5810 65	Clamp Hose SAI	1	
5	DJ 1210 89	Tube SAI Air Filter	1	
6	DK 1210 91	Hose SAI Unit To Manifold	1	
7	DH 1021 74	Metal Pipe With Flange SAI	1	
8	DJ 1017 10	Hose SAI Unit To Metal Pipe	1	
9	DH 1021 80	Gasket Metal Pipe With Flange SAI	1	
10	KA EG06 14	Flanged Bolt	2	
11	JE 5810 39	Band Clip SAI Hose Outlet Tube	1	

Cylinder Head



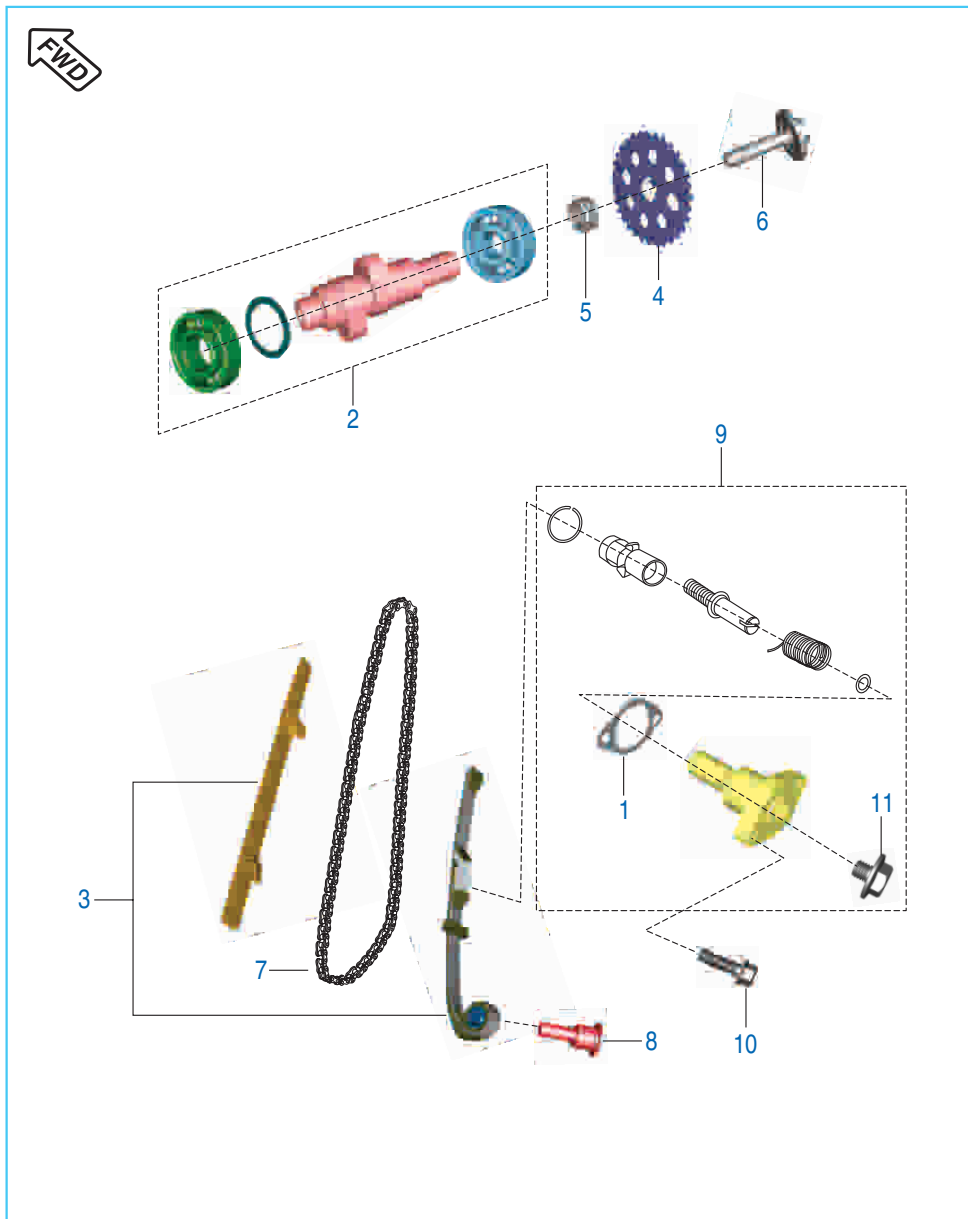
No.	Part No.	Description	Qty.	Remarks
1	36 DK01 19	Kit Assembly Cylinder Head with Cover	1	Refer Kit Details
2	39 1660 05	Stud - M8 (Exhaust)	2	
3	DK 1010 03	Gasket Cylinder Head	1	
4	DH 1015 08	Damper Cylinder Head	5	
5	39 1283 21	'O' Ring (Intake Pipe)	1	
6	JC 1200 23	Rubber Insulator	1	
7	AA 1210 45	Clamp for Insulator	2	
8	DH 1110 12	Collar - Spark Plug	1	
	DJ 1017 38	Sleeve plug spark	1	For ABS Model
9	39 2608 01	Grub Screw	1	For Sleeve Spark Plug
10	36 DS10 01	Cyl. Head 'O' Ring Kit	1	Refer Kit Details
11	DK 1015 03	Engine temperature sensor	1	
12	39 2181 06	Dowel	2	
13	JE 5814 16	Nipple Connector Manifold SAI	1	

Valve



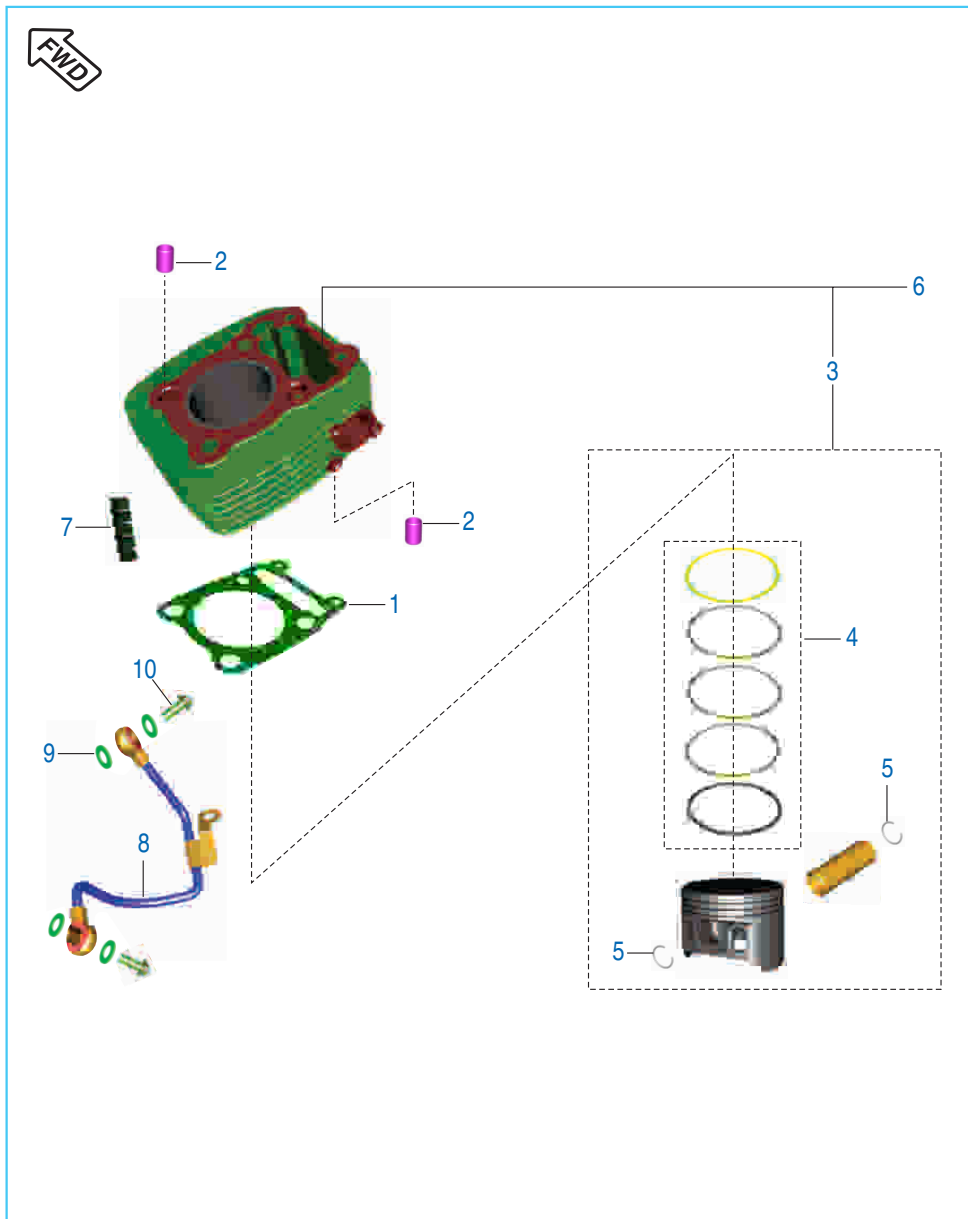
No.	Part No.	Description	Qty.	Remarks
1	DK 1017 48	Shaft Rocker Arm Intake	1	
2	DK 1017 51	Shaft Rocker Arm Exhaust	1	
3	DK 1017 55	Rocker Arm Assembly	2	
4	DG 1010 29	Cotter Valve	4	
5	39 2017 19	Seal Valve Stem	2	
6	DK 1013 26	Valve Repair Kit	2	Refer Kit Details
7	DK 1013 27	Valve Kit (Inlet + Exhaust)	1	Refer Kit Details
8	DH 1012 95	Wave washer	2	
9	39 2440 11	Plain washer	4	

Camshaft & Tensioner



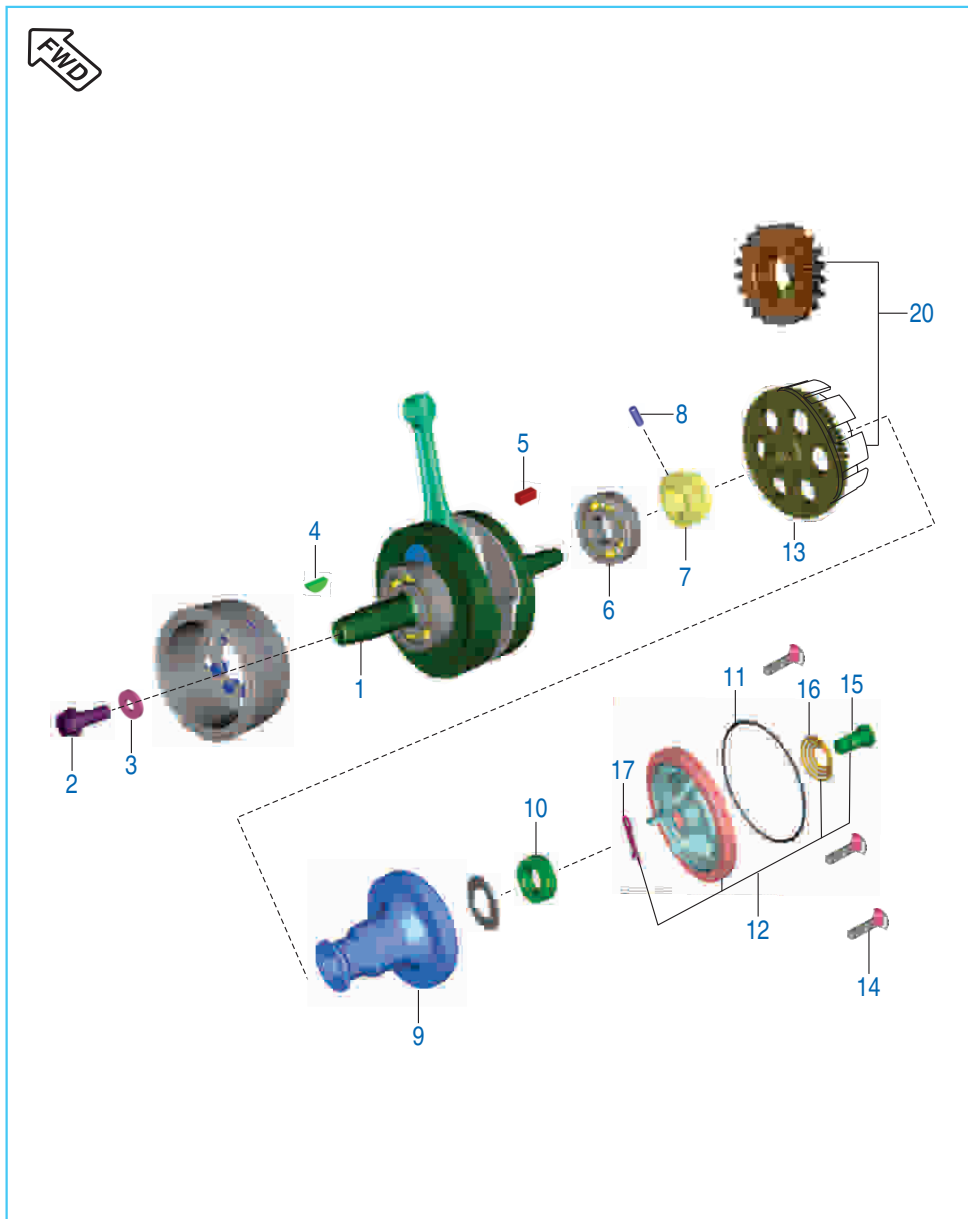
No.	Part No.	Description	Qty.	Remarks
1	CS 1011 28	Gasket Tensioner Assembly	1	Refer Kit Details
2	DK 1016 14	Camshaft Assembly With Bearings	1	
3	DK 1013 30	Guide Chain Kit	1	
4	PD 5112 29	Sprocket Cam Drive (32 T)	1	
5	DH 1014 12	Collar Cam Sprocket	1	
6	DH 1021 25	Bolt Special Camshaft	1	
7	DK 1010 64	Cam Chain (100 link)	1	
8	DH 1013 92	Cam Chain Tensioner Pivot Bolt	1	
9	JC 1010 34	Tensioner Assembly	1	
10	39 1673 04	Hex Bolt / Flange	2	
11	DD 1010 62	Bolt Flange	1	

Cylinder and Piston



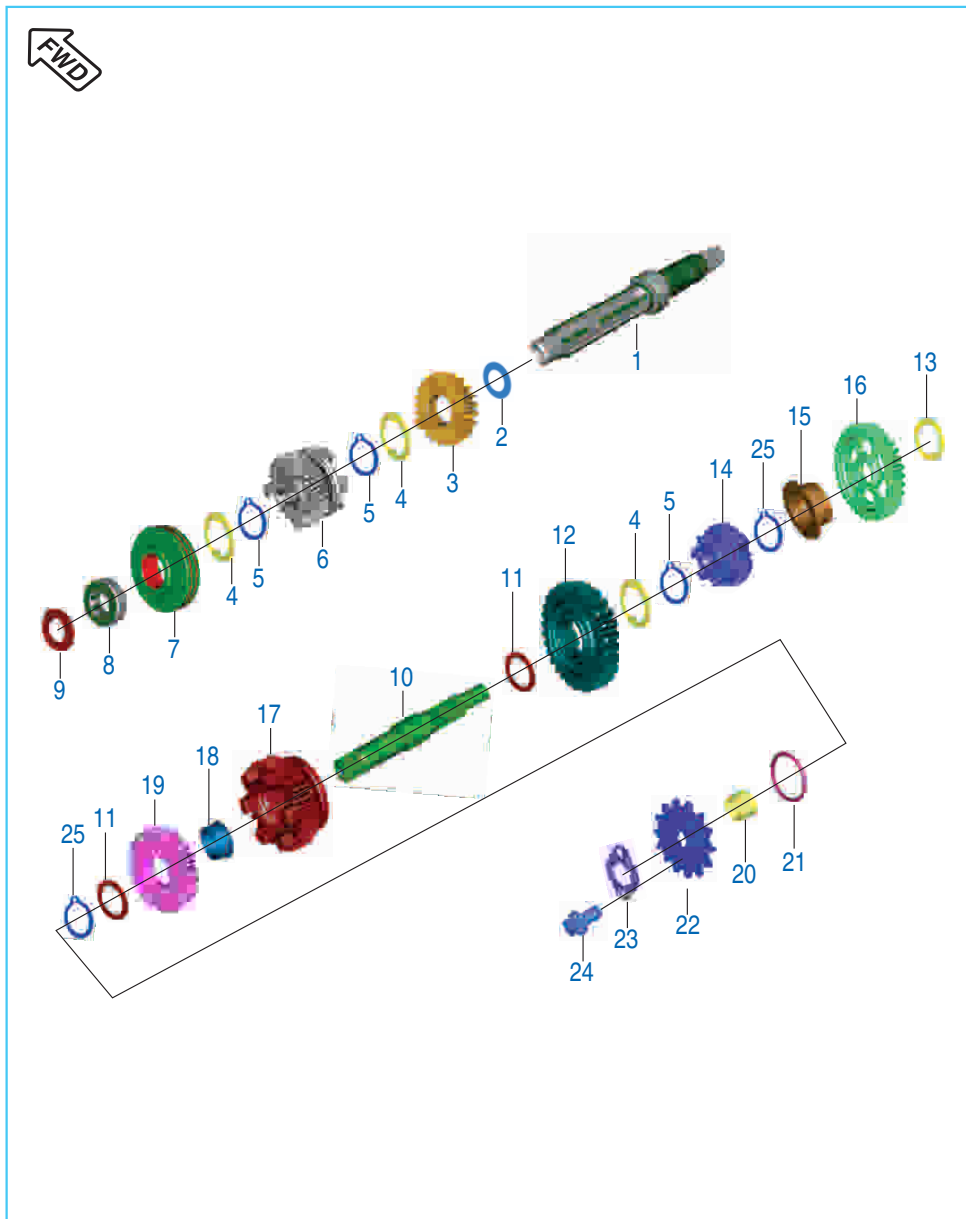
No.	Part No.	Description	Qty.	Remarks
1	DK 1010 63	Gasket Cylinder Block	1	
2	39 2181 06	Pin Dowel	2	
3	DK 1010 92	Assembly Piston	1	
4	DK 1013 28	Ring Set Piston	1	
5	39 2132 17	Ring Snap	2	
6	DK 1016 25	Cylinder Block & Piston Assembly	1	
7	DH 1014 14	Damper Cylinder Block	4	
8	DK 1015 92	Assembly Oil Pipe	1	
9	31 1210 06	Gasket	4	
10	DD 1210 07	Bolt - Banjo	2	

Crankshaft



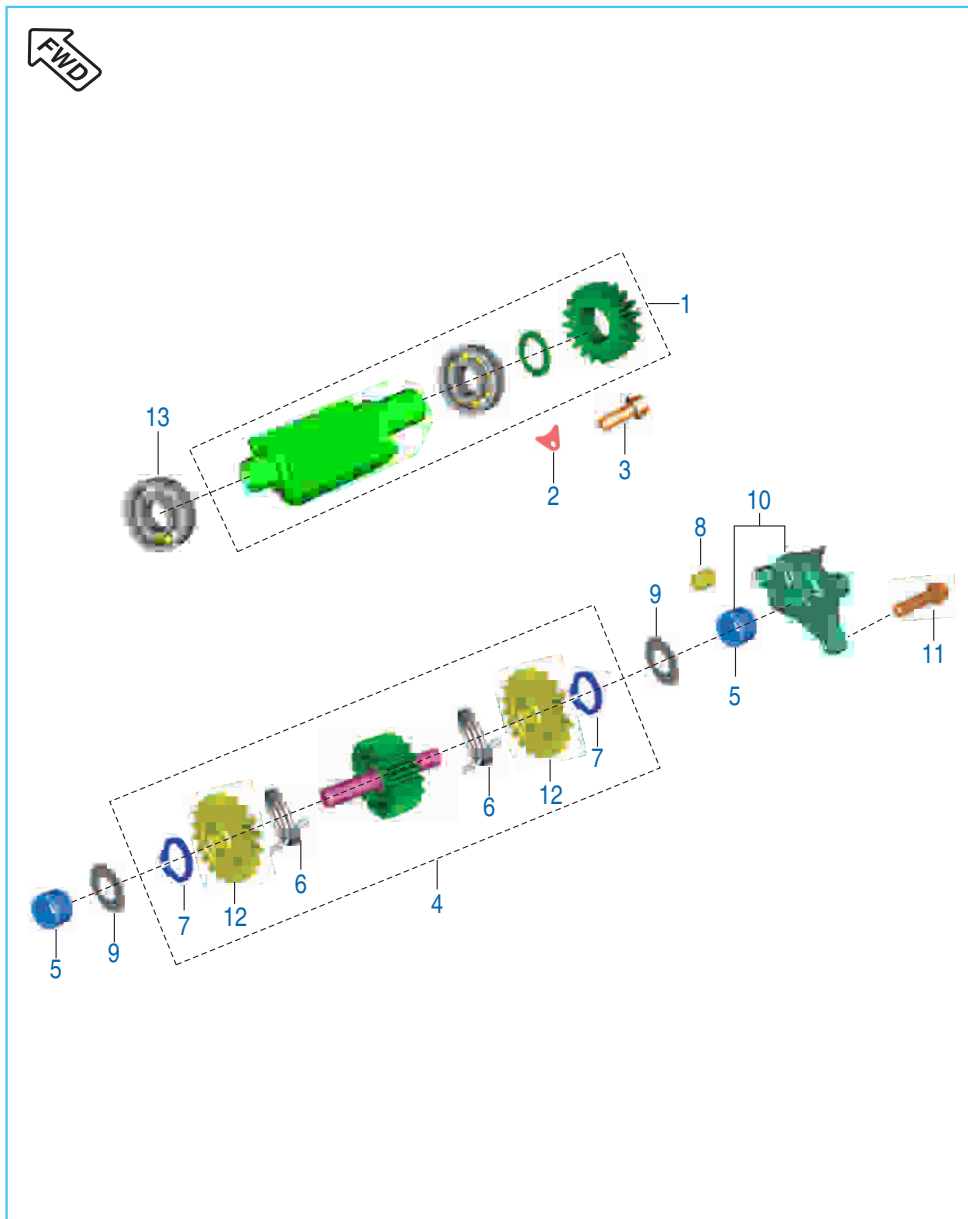
No.	Part No.	Description	Qty.	Remarks
1	DK 1010 65	Crankshaft Assembly	1	
2	39 2183 04	Bolt primer drive lock	1	
	DH 1013 96	Bolt flange - M10 x 1.25 x L30	1	For ABS Model
3	39 2165 11	Plain Washer	1	
4	31 1011 73	Key Woodruff	1	
5	DS 1011 54	Square Key	1	
6	39 1931 20	Bearing Ball	1	
7	DK 1012 48	Sprocket Cam Drive (16 T)	1	
8	39 2203 07	Parallel Pin	1	
9	DH 1021 51	Body Centrifugal Oil Filter	1	
	DH 1010 64	Body centrifugal oil filter	1	For ABS Model
10	DH 1011 95	Nut	1	
11	LJ B000 01	O Ring	1	
12	DH 1013 55	Cover Complete Centrifugal Oil Filter	1	
13	36 Dk00 38	Kit Primary Drive & CI Housing	1	Refer Kit Details
14	DH 1016 40	Screw CSK RD Cross - M5 x 0.8 x L9	1	
15	DH 1010 66	Joint Oil Delivery B	1	
16	DH 1010 67	Spring Oil Delivery B	1	
17	39 2199 08	Pin Snap	1	

Transmission



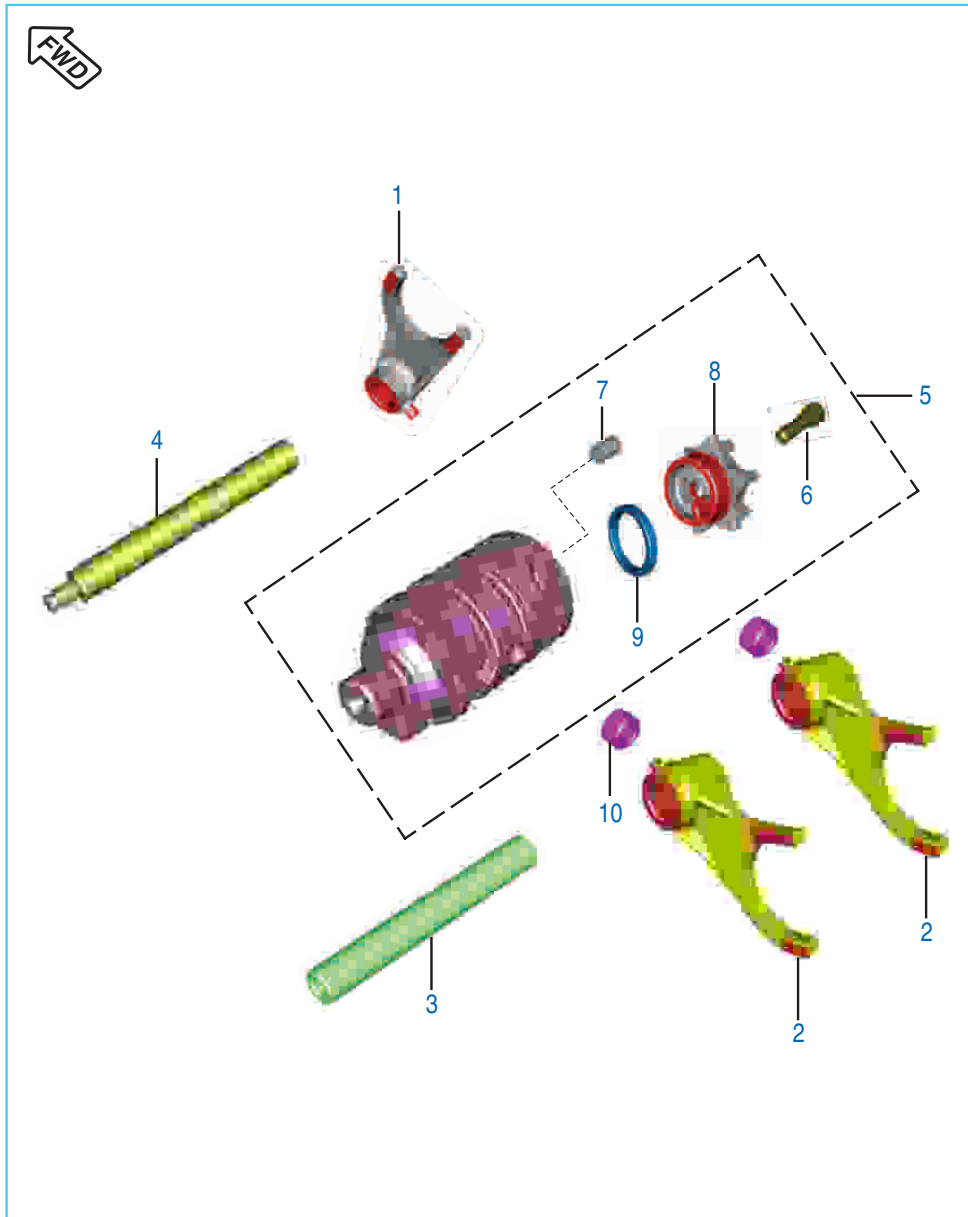
No.	Part No.	Description	Qty.	Remarks
1	DK 1014 71	Shaft Input Transmission	1	
2	39 2158 11	Plain Washer	1	
3	DK 1011 03	Gear 4th Drive	1	
4	DH 1010 79	Washer Spline	3	
5	DH 1012 35	External Circlip	4	
6	DK 1011 02	Gear 3rd Drive	1	
7	DK 1016 32	Gear 5th drive	1	
8	DH 1010 84	Gear 2nd Drive	1	
9	39 2159 11	Plain Washer	1	
10	DK 1011 44	Shaft Output Transmission	1	
11	39 2166 11	Washer Plain	2	
12	DK 1011 05	Gear 3rd Driven	1	
13	DH 1010 79	Washer Spline	1	
14	DK 1017 18	Gear 4th Driven	1	
15	DH 1011 11	Bush 1st Driven	1	
16	DK 1017 17	Gear 1st driven	1	
17	DK 1017 20	Gear 5th Driven	1	
18	DH 1013 19	Bush 2nd Driven	1	
19	DK 1017 19	Gear 2nd Driven	1	
20	DK 1012 45	Collar Sprocket	1	
21	DK 1013 52	'O' Ring Sprocket Coller	1	
22	DV 1010 48	Sprocket Output (14 T)	1	
23	DJ 1010 63	Plate Drive Sprocket	1	
24	AA 1014 37	Screw Pre - Coated	2	
	DH 1013 83	Bolt flange - M6 x 1 x L12	2	For ABS Model
25	DH 1012 35	Circlip	1	

Balancer & Balancer Idler Gear



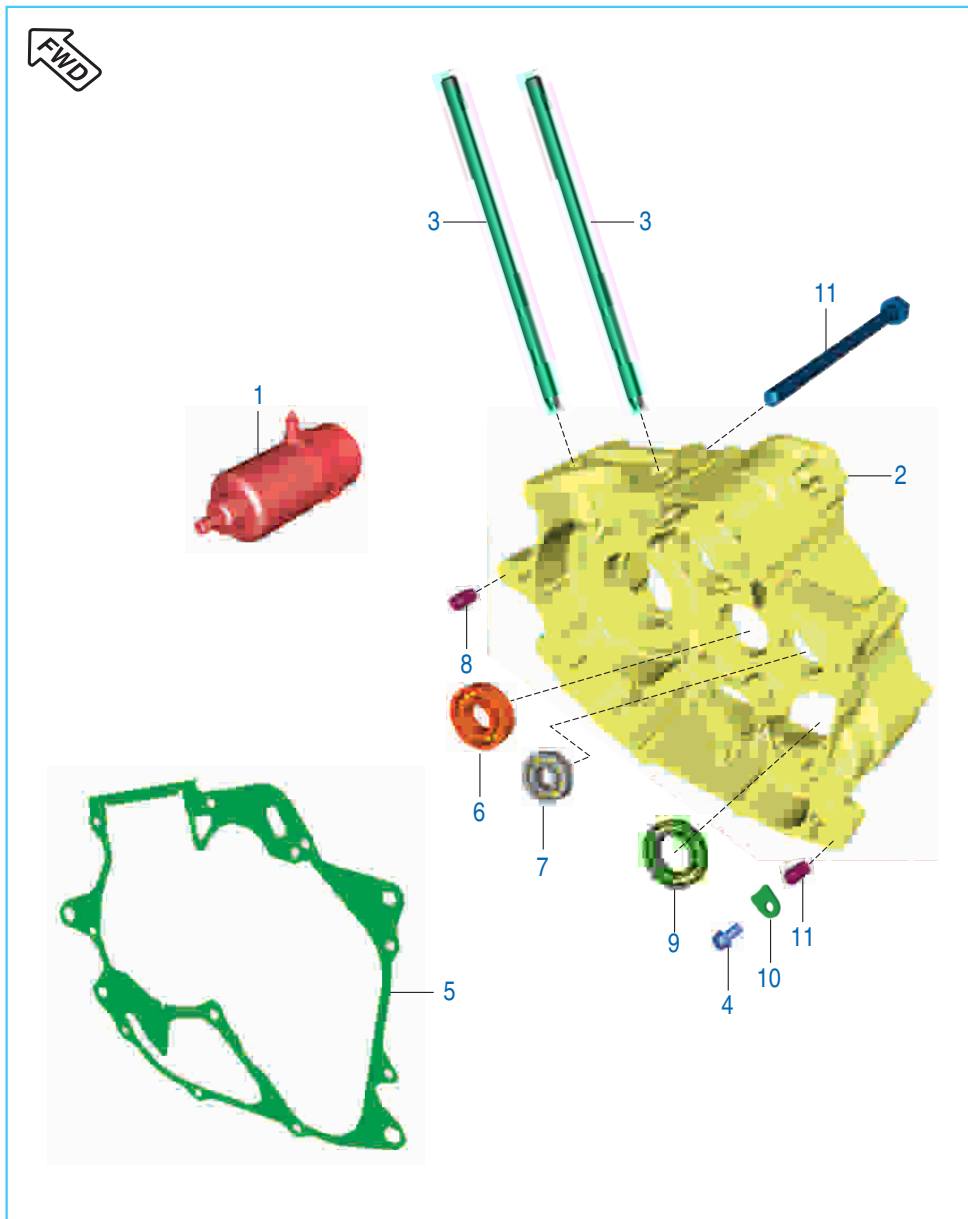
No.	Part No.	Description	Qty.	Remarks
1	DK 1014 16	Body Balancer Assembly	1	
	PD 5312 27	Body Balancer Assly.	1	EC - 20.04.18
2	DH 1010 72	Bearing Stopper	1	
3	39 1672 04	Bolt	1	
4	DH 1020 53	Gear Complete Balancer Idler	1	
	PD 5312 29	Assly. Balancer Idler Gear comp.	1	EC - 20.04.18
5	39 2152 20	Needle Roller Bearing	2	
6	DH 1014 24	Spring Torsion Balancer	2	
7	39 2557 17	Circlip External	2	
8	39 1686 06	Hollow Dowel Pin	1	
9	39 1620 11	Plain Washer	2	
10	52 DH01 77	Balancer Idler Holder	1	
11	39 1674 04	Hex bolt with flange	3	
12	DH 1013 73	Scissor balancer idler	2	
13	59 2000 29	Bearing Ball Balancer LH	1	

Change Drum & Shaft Fork



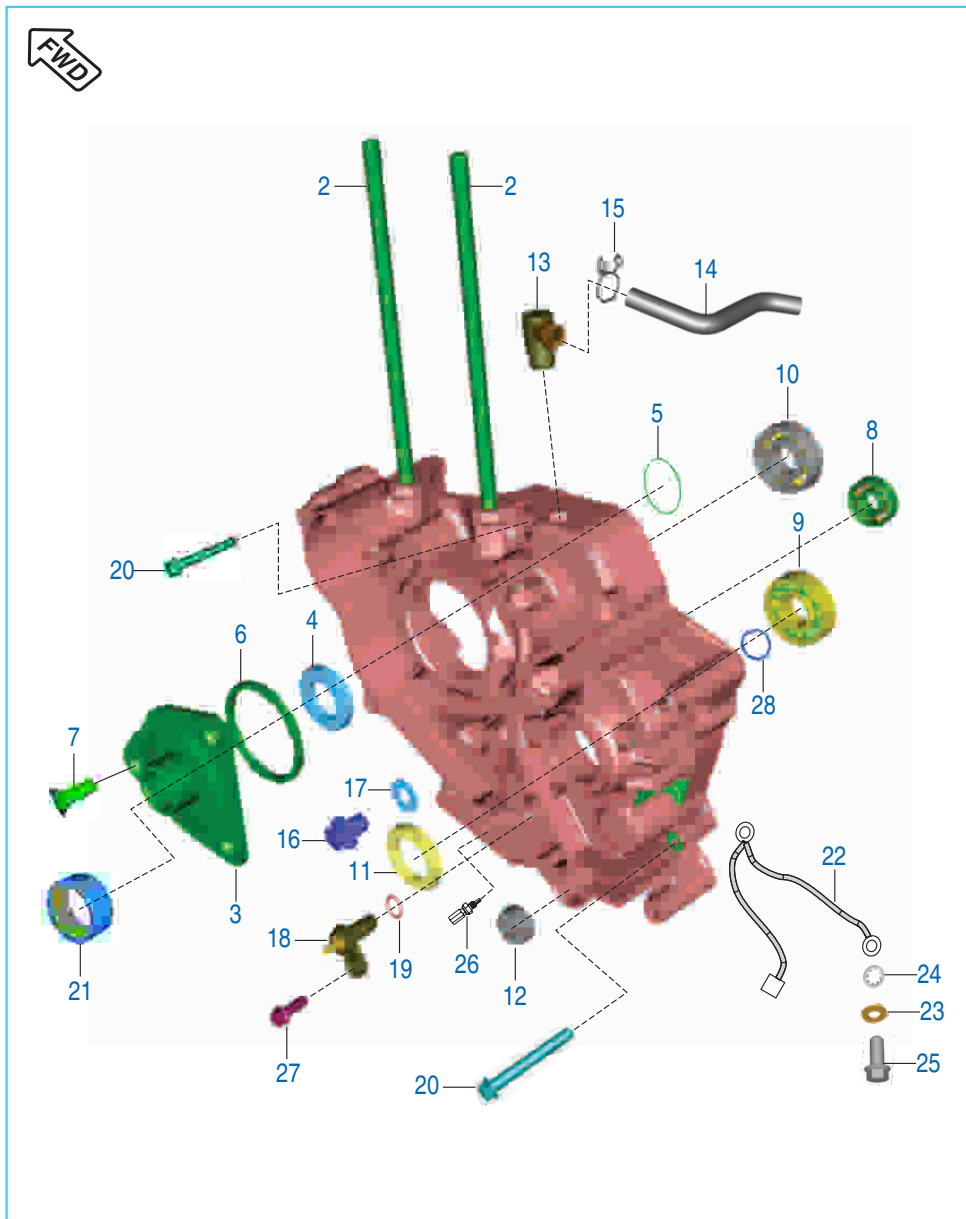
No.	Part No.	Description	Qty.	Remarks
1	DK 1011 59	Fork Gear Shift Input	1	
2	DK 1011 60	Fork Gear Shift output	2	
3	DH 1011 46	Shaft Gear Shift Fork Input	1	
4	DH 1014 93	Shaft Gear Shift Fork Output	1	
5	DK 1017 32	Drum Complete Gear Shift	1	
6	39 2639 04	Bolt Socket	1	
7	39 2606 07	Parallel Pin	1	
8	DH 1021 89	Guide Gear Shifter	1	
9	DH 1014 96	Spacer Guide Gear Shift	1	
10	DK 1011 35	Bush Fork Gear Shift	3	

Engine Assembly & Crankcase RH



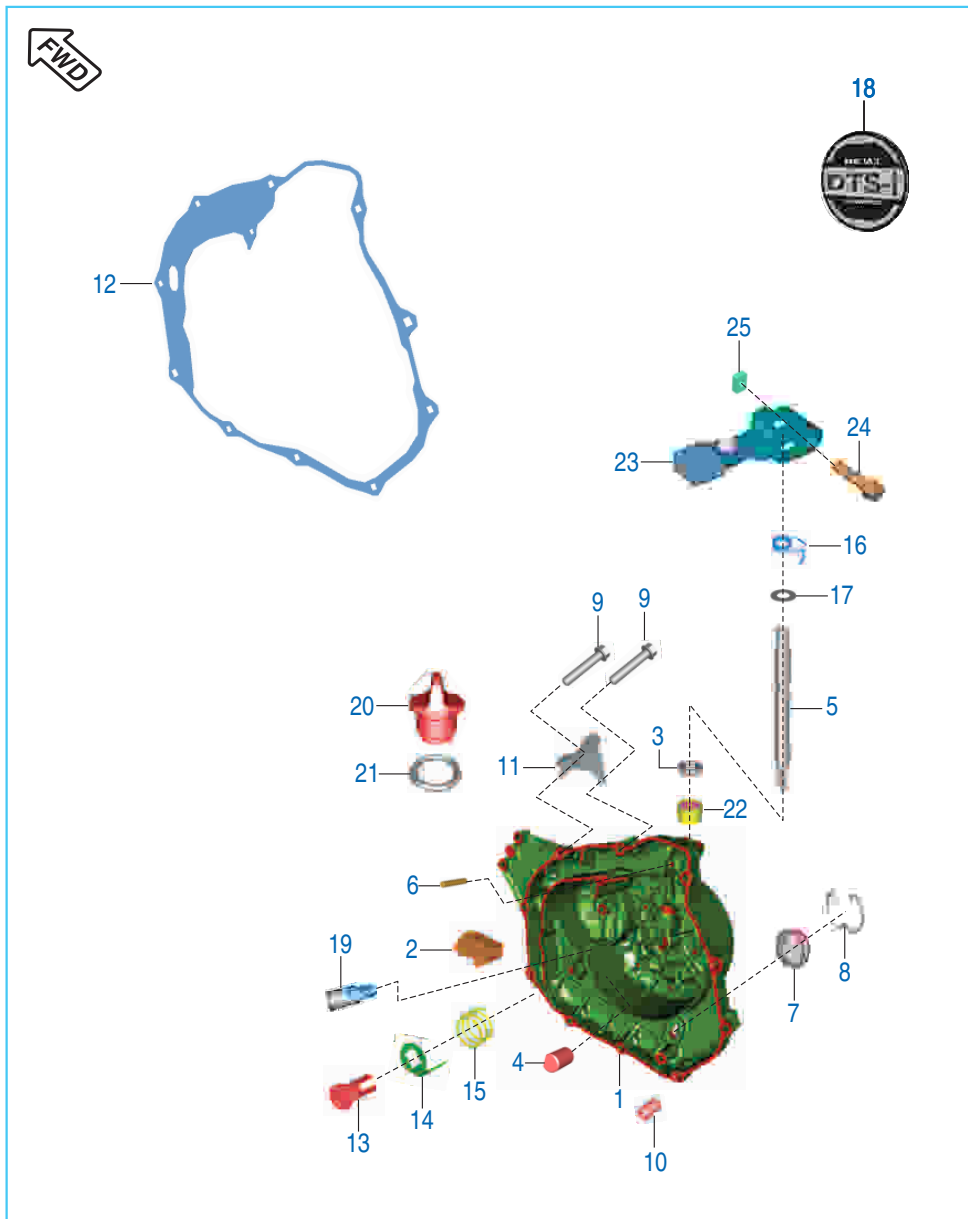
No.	Part No.	Description	Qty.	Remarks
1	DK 1018 15	Engine Assembly with starter motor	1	
	DK 1018 92	Engine assembly	1	For ABS Model
2	36 PD00 22	Kit Assly Crankcase RH	1	Refer Kit Details
	PD 5410 18	Crankcase RH	1	For ABS Model
3	59 0500 02	Stud Bolt (M 10)	2	
4	AA 1014 37	Screw Pre - Coated	1	
	DH 1013 83	Bolt flange - M6 x 1 x L12	1	For ABS Model
5	DH 1018 96	Gasket Crankcase	1	
6	39 2583 20	Bearing Ball (For Input Shaft)	1	
	KP AF60 04	Bearing ball - ORD clearance & HN3	1	
7	59 2000 27	Bearing Ball (For Output shaft)	1	
8	39 2180 06	Dowel Pin	2	
9	39 2601 20	Bearing Ball For Drive Complete Gear Shift	1	
10	DH 1014 87	Plate Stopper	1	
11	39 2180 06	Dowel Pin	2	

Crankcase LH



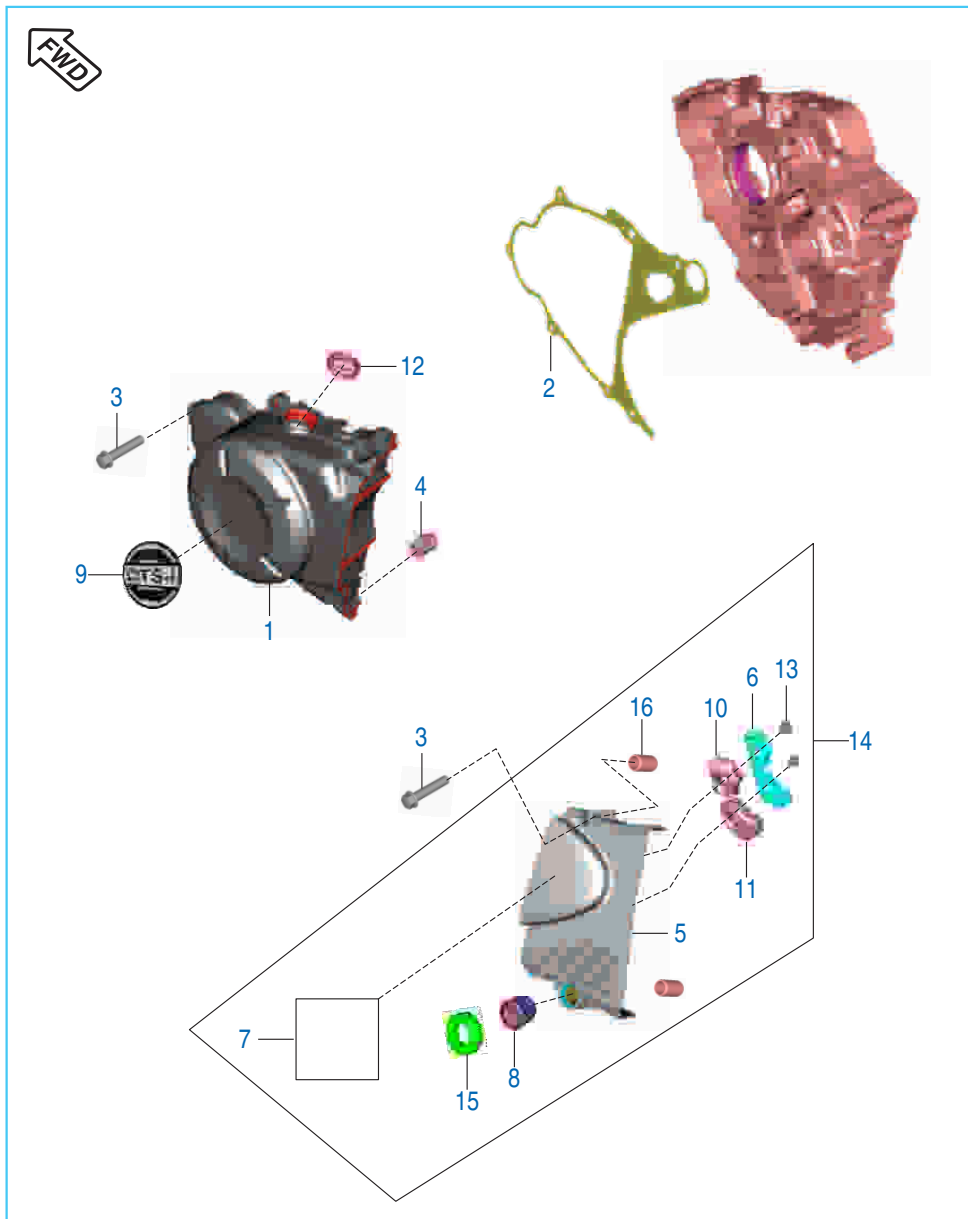
No.	Part No.	Description	Qty.	Remarks
1	36 PD00 13	Kit Assly Crankcase LH	1	Refer Kit Details
2	59 0500 02	Stud	2	
3	DK 1010 94	Guide Starter Assembly	1	
	DK 1018 86	Guide Starter Assembly	1	For ABS Model
4	39 2188 19	Oil Seal	1	
5	59 2100 06	O' Ring	1	
6	DK 1010 97	Damper Axial (Rubber)	1	
7	39 0752 01	Screw CSK Cross	3	
8	39 2603 20	Bearing Ball (for Input Shaft)	1	
9	59 2000 06	Bearing Ball (for Output Shaft)	1	
10	59 2000 28	Bearing Ball Balancer RH	1	
11	30 1010 14	Oil Seal (For Output Shaft)	1	
12	39 2190 19	Oil Seal (For Shift Lever)	1	
13	DH 1012 03	Breather Pipe	1	
14	DH 1017 19	Rubber Tube	1	
15	DS 1012 34	Spring Clip	2	
	28 1011 74	Spring clip	2	
16	DH 1016 61	Plug Drain Magnetic	1	
	DU 1012 23	Plug Drain Magnetic	1	For ABS Model
17	31 1011 06	Gasket For Plug Drain Magnetic	1	
18	DK 1013 80	Neutral Switch Complete	1	
19	KJ AB10 19	O Ring	1	
20	39 1677 04	Bolt	8	
21	59 2000 07	Needle Roller Bearing (30*37*16)	1	
22	DK 2010 28	Cable Assembly (Battery To Earth)	1	
23	39 2448 11	Plain Washer	1	
24	39 0849 14	Toothed Washer	1	
25	DH 1016 39	Lock Screw Earthing	1	
26	DK 1015 77	Thermal Sensor With Aluminum Gasket	1	
27	DH 1013 85	Flange Bolt	1	

Cover RH



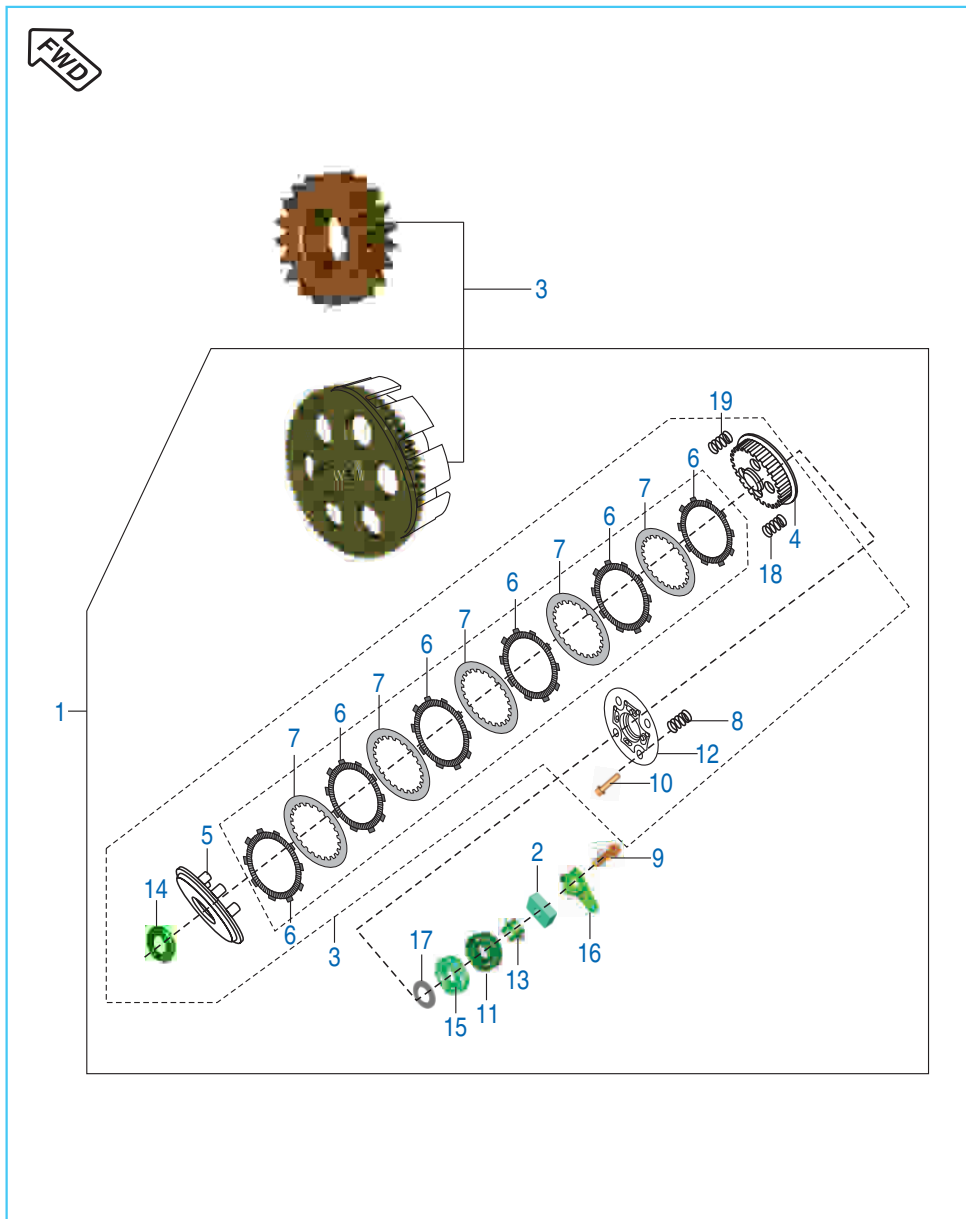
No.	Part No.	Description	Qty.	Remarks
1	52 DK06 88	Cover Complete RH Slate Gray	1	
2	DH 1011 97	Grommet Breather	1	
3	39 1041 19	Seal Oil	1	
4	DH 1011 41	Rack Clutch Push	1	
5	DH 1011 42	Shaft Clutch Release	1	
6	DK 1012 51	Parallel Pin	1	
7	DG 1014 18	Gauge	1	
8	DS 1012 15	Clip Wire	1	
9	DS 1013 53	Bolt	10	
10	39 0999 06	Pin Dowel	2	
11	DK 1012 52	Bracket Clutch Cable	1	
	PD 5412 80	Bracket cable clutch	1	For ABS Model
12	DH 1011 54	Gasket Cover RH	1	
13	DK 1014 80	Plunger Oil Pump	1	
14	DH 1210 11	Plate Plunger Oil	1	
15	DH 1210 12	Spring Joint 'A'	1	
16	DH 1015 44	Spring Torsion Clutch Lever	1	
17	39 2443 11	Washer (Spring Steel)	1	
18	DK 1017 38	Decal Clutch Cover	1	
19	AA 1018 83	Pressure Relief Valve Assembly	1	
20	DS 1010 71	Cap Oil Filler	8	
21	DH 1011 52	'O' Ring Oil Level Gauge	1	
22	39 1990 20	Needle Roller Bearing	2	
23	PD 5412 79	Lever assembly clutch	1	
24	39 1674 04	Flange bolt	1	
25	DH 1012 75	Nut special	1	

Cover Magneto



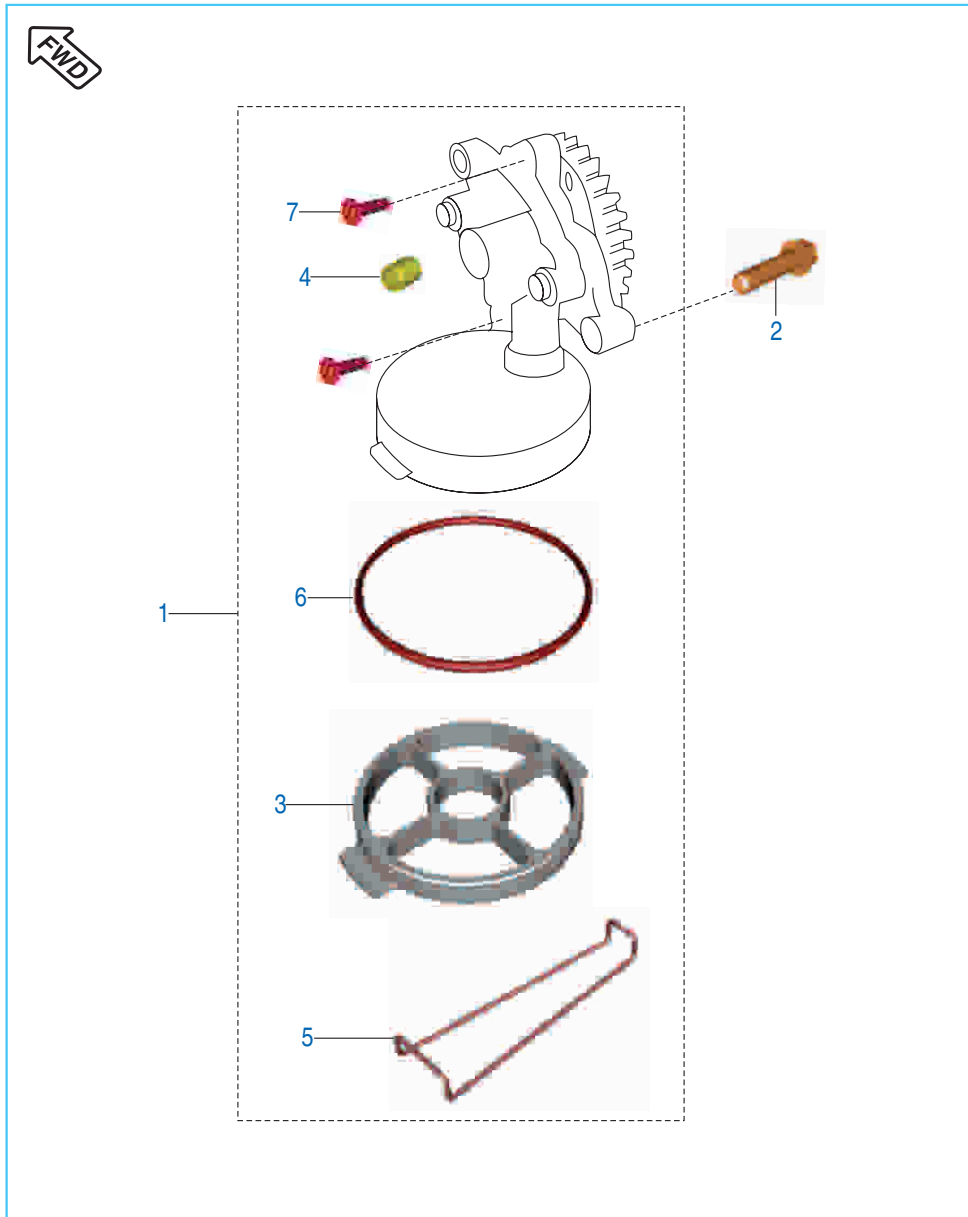
No.	Part No.	Description	Qty.	Remarks
1	52 DK06 91	Assembly Cover Magneto	1	
2	DV 1010 42	Gasket Magneto Cover	1	
3	DS 1013 53	Bolt	7	
	DS 1013 53	Bolt	5	For ABS Model
	KA ED06 35	Bolt flanged small	2	For ABS Model
4	39 0999 06	Pin Dowel	2	
5	56 DJ3Z 1Y	Cover LH RR	1	
6	DH 1012 93	Plate Damper Cover LH Rear	1	
7	DJ 1612 28	Gear Shift Label	1	
8	AP 1010 43	Bearing Needle Bendix	1	
9	JE 5412 12	Decal DTS-I Magneto	1	
10	DH 1012 92	Damper A Cover LH RR	1	
11	DH 1012 94	Damper B Cover LH RR	1	
12	DG 1014 18	Gauge	1	
13	DH 1013 88	Bolt (M5 x 10)	2	
14	DJ 1017 35	Cover assembly rear LH	1	
15	DH 1021 66	Seal dust	1	
16	39 0999 06	Pin dowel	2	

Clutch Assembly



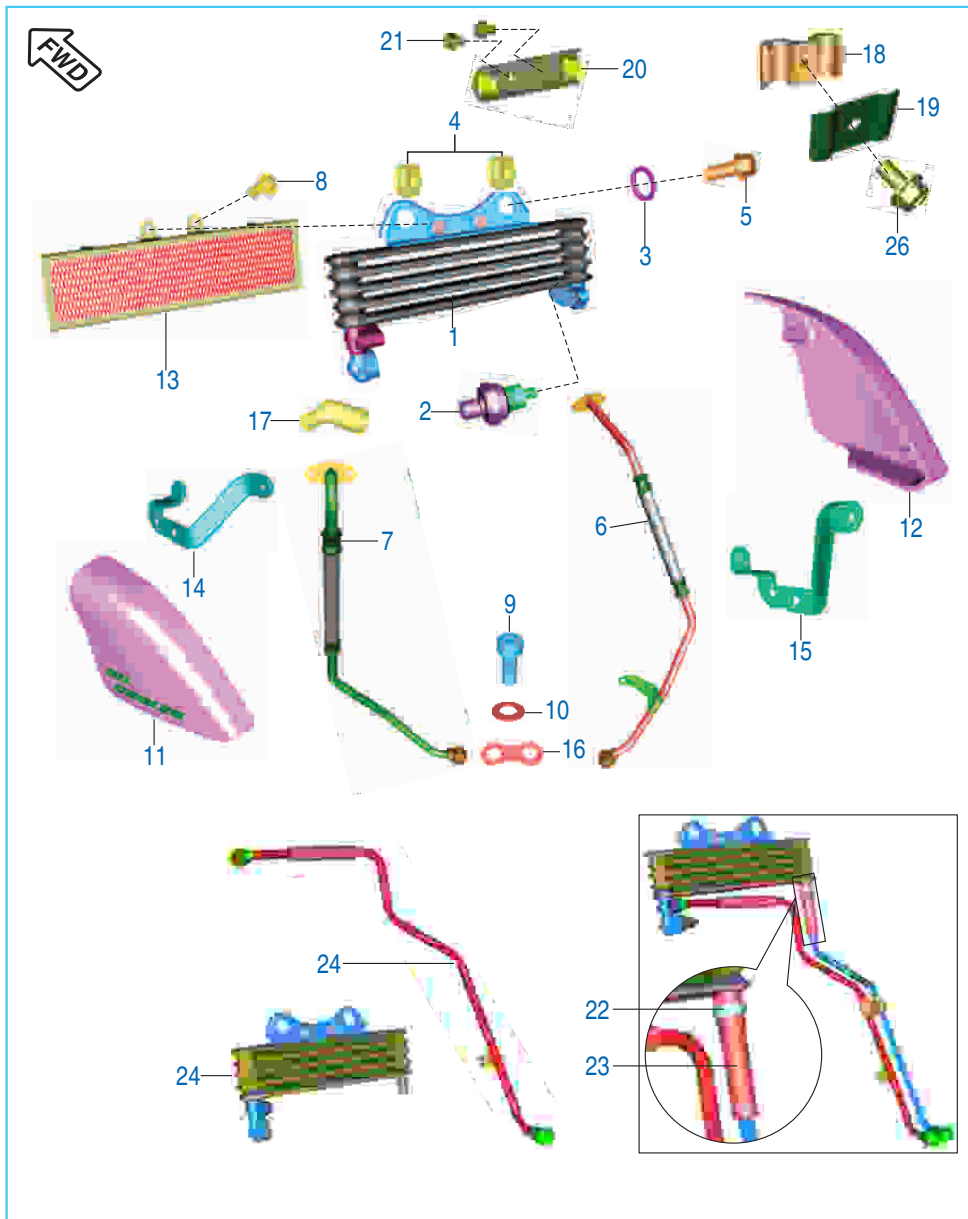
No.	Part No.	Description	Qty.	Remarks
1	PD 5514 18	Clutch assembly comp.	1	
2	DH 1012 75	Nut	1	
3	36 Dk00 38	Kit Primary Drive & CI Housing	1	Refer Kit Details
4	PD 5514 21	Clutch Center	1	
5	DK 1015 69	Plate Clutch Pressure	1	
6	36 PD00 30	Kit Friction Plate	1	Refer Kit Details
7	DK 1015 65	Plate Clutch	5	
8	PD 5514 20	Spring Clutch Capacity	5	
9	39 1674 04	Bolt	1	
10	DK 1015 74	Bolt	5	
11	39 2617 20	Bearing Clutch lifter thrust	1	
12	DK 1015 73	Plate Clutch Lifter	1	
13	DK 1010 72	Rod Clutch Lifter	1	
14	DK 1011 26	Spacer Clutch	1	
15	DH 1016 48	Nut Clutch Center	1	
16	DK 1016 36	Lever Assembly Clutch	1	
17	39 2200 11	Washer Primary Drive Gear	1	
18	DK 1015 70	Seat Judder Spring	1	
19	DK 1015 71	Spring Judder	1	

Oil Pump Assembly

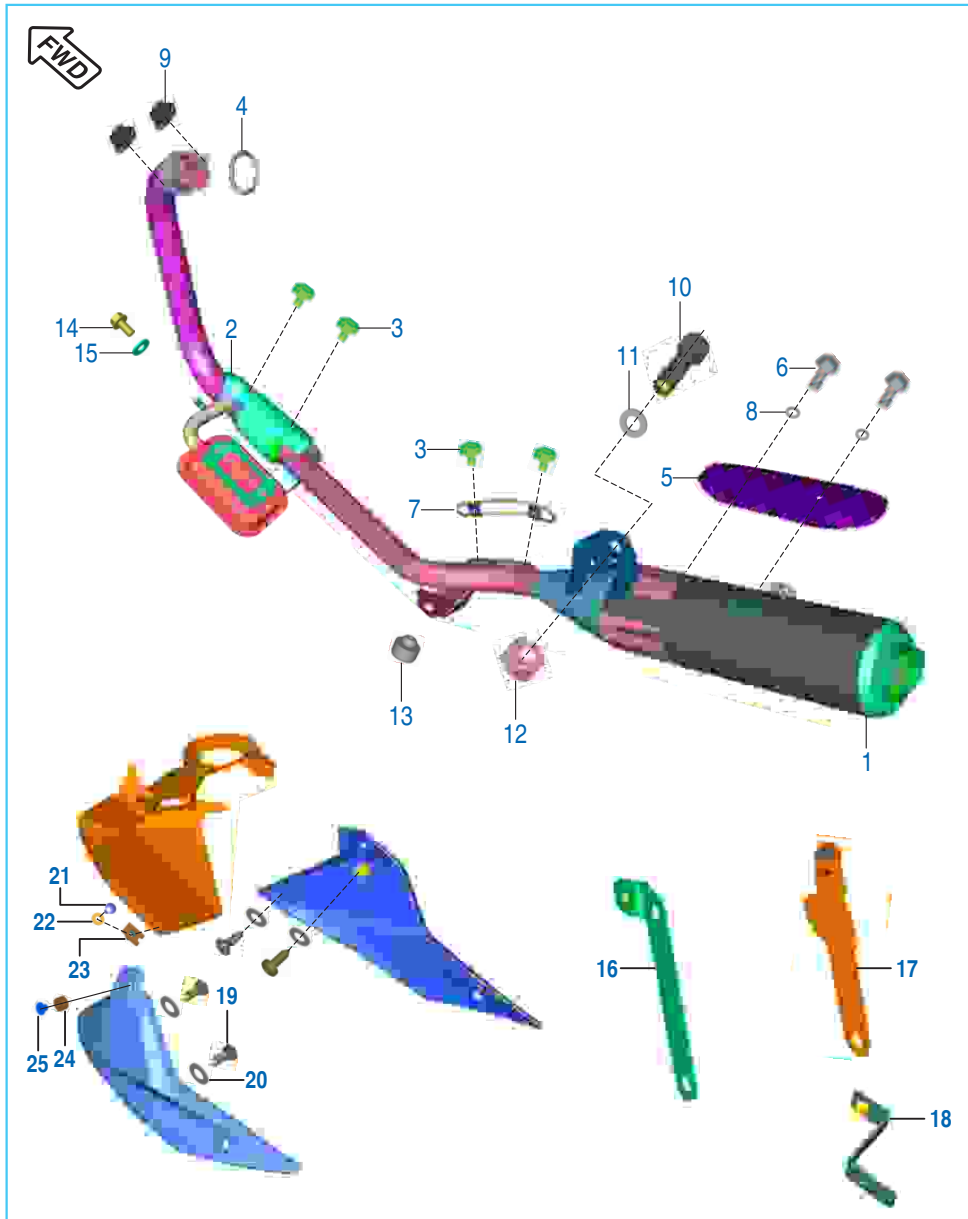


No.	Part No.	Description	Qty.	Remarks
1	52 DH01 69	Oil Pump Assembly	1	
2	39 1674 04	Flange Bolt	3	
3	DH 1210 10	Mesh Filter Oil Pump	1	
4	39 1686 06	Hollow Dowel Pin	1	
5	DH 1210 35	Clip Mesh Oil Filter	1	
6	39 2194 21	'O' Ring	1	
7	KB CA04 16	Screw CSK cross	2	

Oil Cooler Assembly



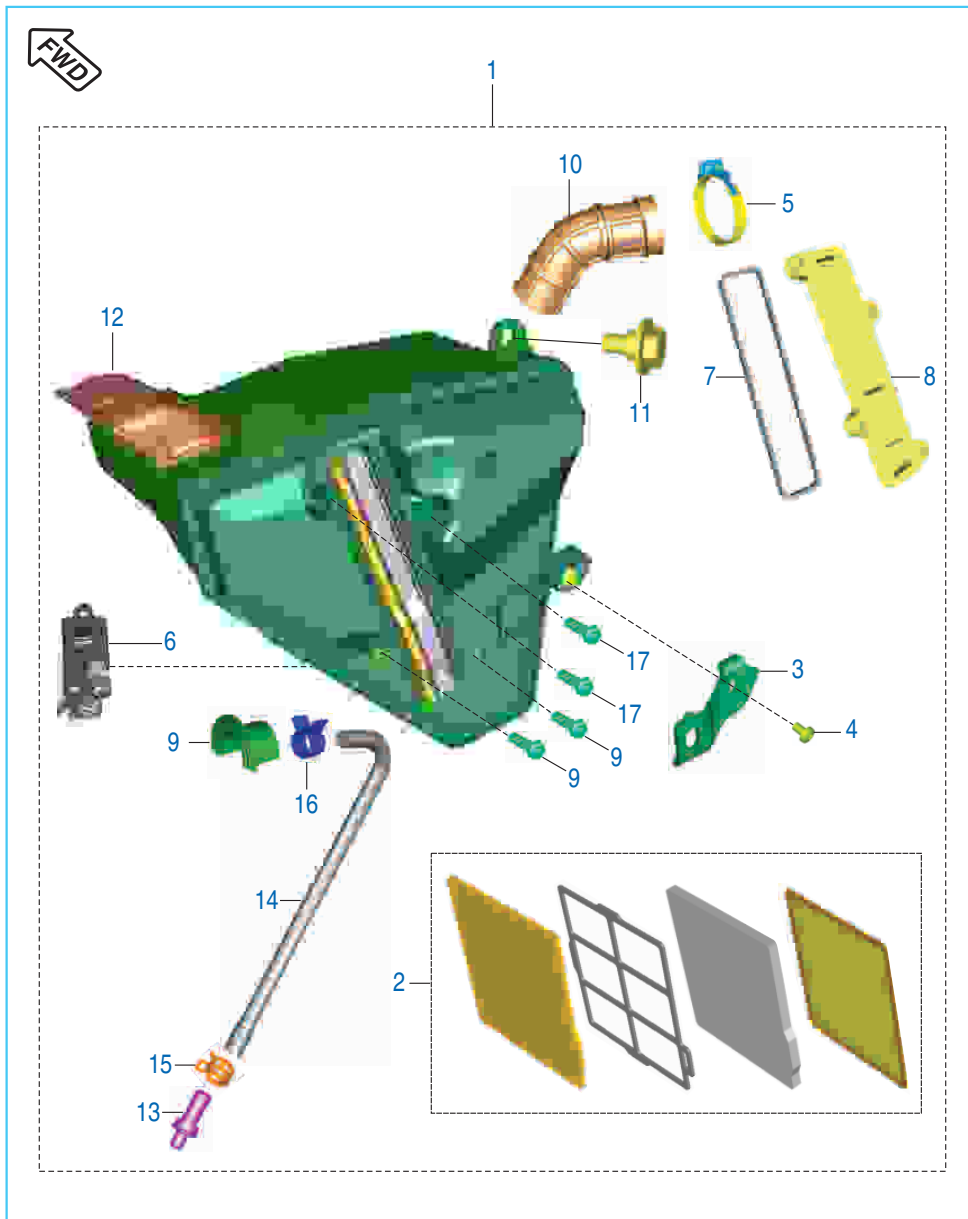
No.	Part No.	Description	Qty.	Remarks
1	DK 1016 34	Oil cooler assembly	1	
2	DK 1012 25	Switch Oil Pressure	1	
3	DK 1013 40	'O' ring (Oil Cooler Pipe)	1	
4	DK 1610 81	Rubber Grommet Fairing Lower Mtg.	2	
5	39 1672 04	Flange Bolt	4	
	39 0291 15	Hexagon nut - M5	2	
6	DK 1016 30	Pipe Inlet Oil Cooler	1	
7	DK 1016 31	Pipe outlet oil cooler	1	
8	39 2697 04	Hexagon head screw	2	
9	DK 1013 66	Bolt Special Banjo	2	
10	DK 1012 37	Copper Washer (oil cooler)	2	
11	DK 1611 88	Cap Oil Cooler LH	1	
12	DK 1611 89	Cap Oil Cooler RH	1	
13	DK 1016 35	Cover Oil Cooler	1	
14	DK 1611 86	Oil Cooler Cap Bracket LH	1	
15	DK 1611 87	Oil Cooler Cap Bracket RH	1	
16	DK 1012 79	Washer Cooler Pipe	1	
17	JB 4022 02	Grommet oil Pressure Switch	1	
18	DK 1012 77	Bracket Upper (Oil Cooler Pipe)	1	
19	DK 1012 78	Bracket Lower (Oil Cooler Pipe)	1	
20	DJ 1614 07	Bracket oil cooler Mtg. loose	1	For ABS Model
21	KA DA06 10	Bolt flanged	2	For ABS Model
22	JE 5712 39	Clamp cooler oil	1	For ABS Model
23	DK 1018 66	Pipe assembly outlet oil cooler	1	For ABS Model
24	DK 1018 65	Pipe assembly inlet oil cooler	1	For ABS Model
25	DK 1018 56	Cooler assembly oil	1	For ABS Model
26	KA DD05 10	Bolt flanged	1	For ABS Model



Silencer Assembly & Belly Pan

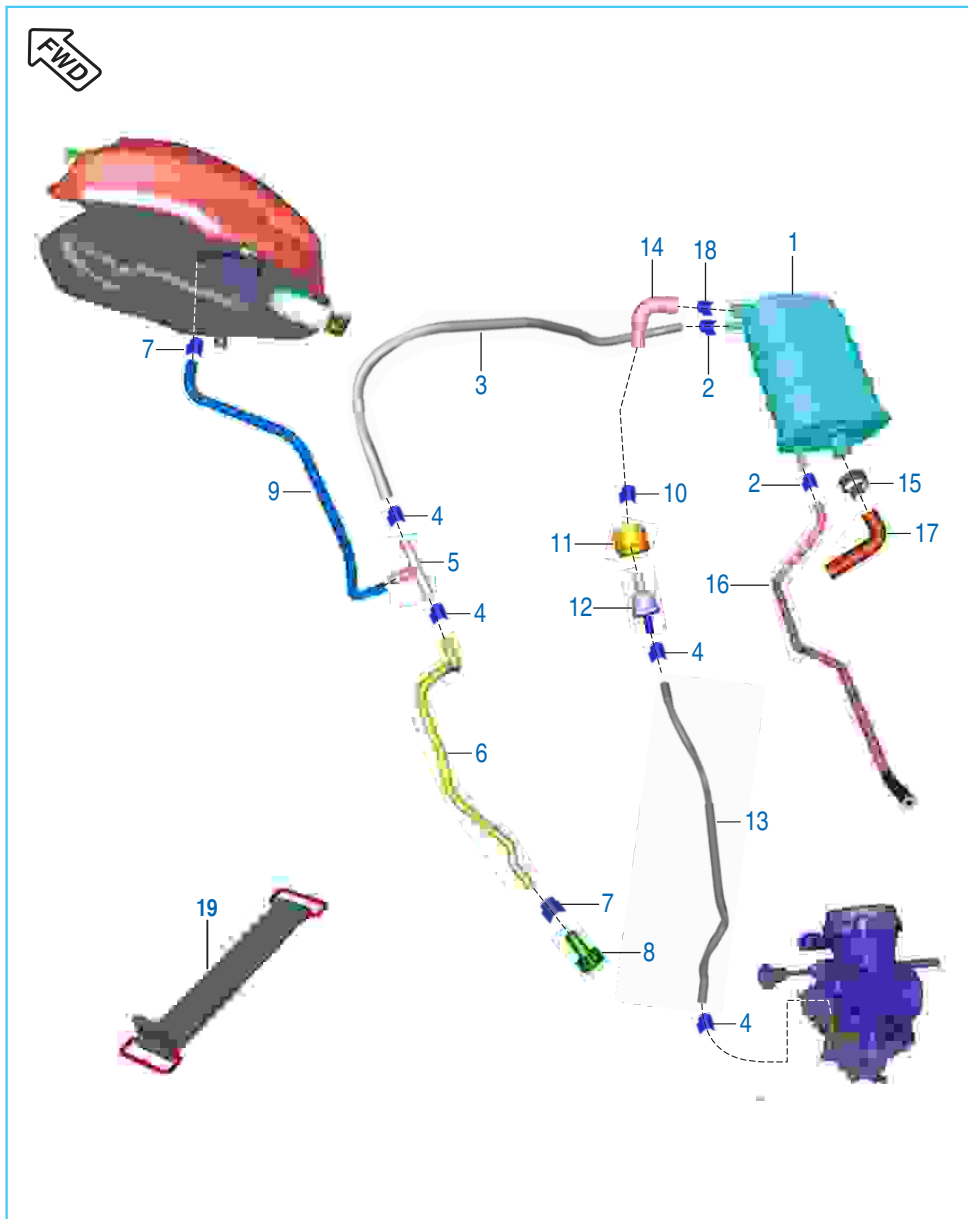
No.	Part No.	Description	Qty.	Remarks
1	YD K060 02	Silencer Assembly. W/o shield	1	
	DK 1018 95	Silencer Assembly. W/o shield	1	For ABS Model
2	DK 1018 53	Shield Exhaust Tube	1	
3	DH 1016 07	Truss screw	4	
4	DJ 1010 64	Gasket exhaust	1	
5	DK 1018 51	Guard Pillion	1	
6	LA E000 52	Bolt Flanged	2	
7	DK 1013 05	Wire Shield Assembly	1	
8	DK 1016 98	Washer Guard Pillion	2	
9	39 1970 15	Hex Nut / Flange - M8	2	
10	DK 1013 14	Bolt socket head M10 x 50	1	
11	39 0201 11	Washer - plain	1	
12	DD 1610 71	U - Nut M10 x 1.25	1	
13	DG 1611 24	Damper	1	
14	DK 1016 10	Bolt (M5) (SS 304)	1	
15	39 2492 11	Plain washer	1	
16	DK 1614 43	Bracket belly pan front LH	1	
17	DK 1614 44	Bracket belly pan front RH	1	
18	DK 1614 47	Bracket belly pan rear RH	1	
19	KB RA42 13	Screw tapping pan cross	4	
20	KD AE04 08	Washer plain small	4	
21	KB UA05 12	Screw truss	1	
22	KD BA05 12	Washer plain	1	
23	DJ 1612 29	Clip nut M5	1	
24	DP 1810 41	Damper	4	
25	DP 1810 40	Collar	4	

Air Cleaner Assembly



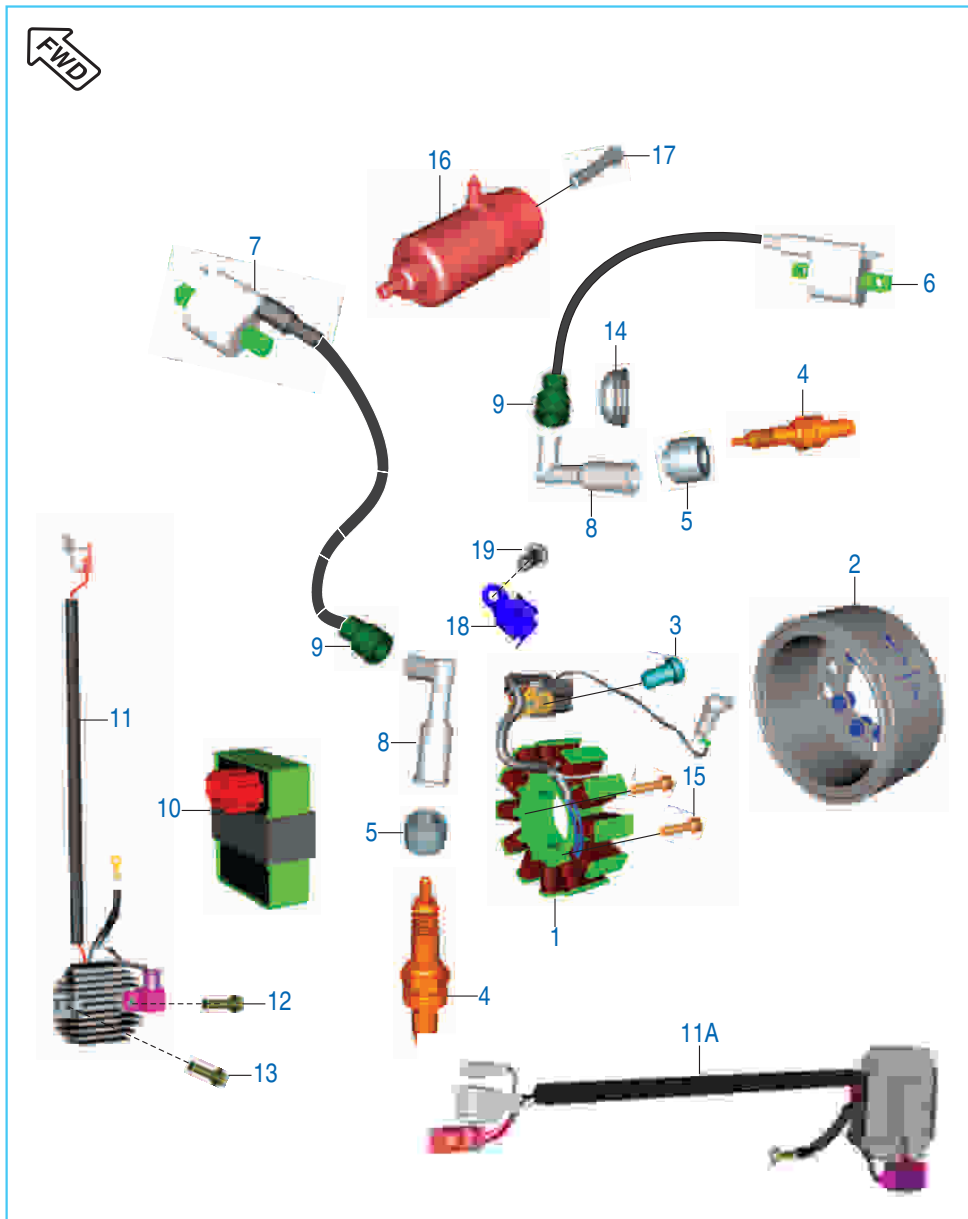
No.	Part No.	Description	Qty.	Remarks
1	DK 1210 86	Air Filter SAI	1	
2	36 DK01 60	Kit air filter element & cover 'O' ring	1	
	DK 1210 09	Assembly element filter	1	
3	DH 1614 16	Bracket lock	1	
4	39 1780 01	Screw Pan - M5	1	
5	AP 1210 64	Clamp	1	
6	DK 1110 40	IR sensor	1	
7	DK 1210 15	'O' Ring	1	
8	DJ 1210 82	Cartridge Assembly	1	
9	KB BA05 16	Screw Pan Cross	2	
10	DK 1210 39	Connecting Tube	1	
11	DS 1612 24	Bolt Step with Flange	3	
12	DS 1211 16	Duct	1	
13	DS 1211 26	Plug	1	
14	DS 1211 17	Drain Tube A/F	1	
15	DG 1210 02	Clamp (Hose C'case Breather)	1	
16	AA 1410 48	Spring Band Clip 10 MM	1	
17	KB BA05 25	Screw Pan Cross	2	

EVAP Mechanism



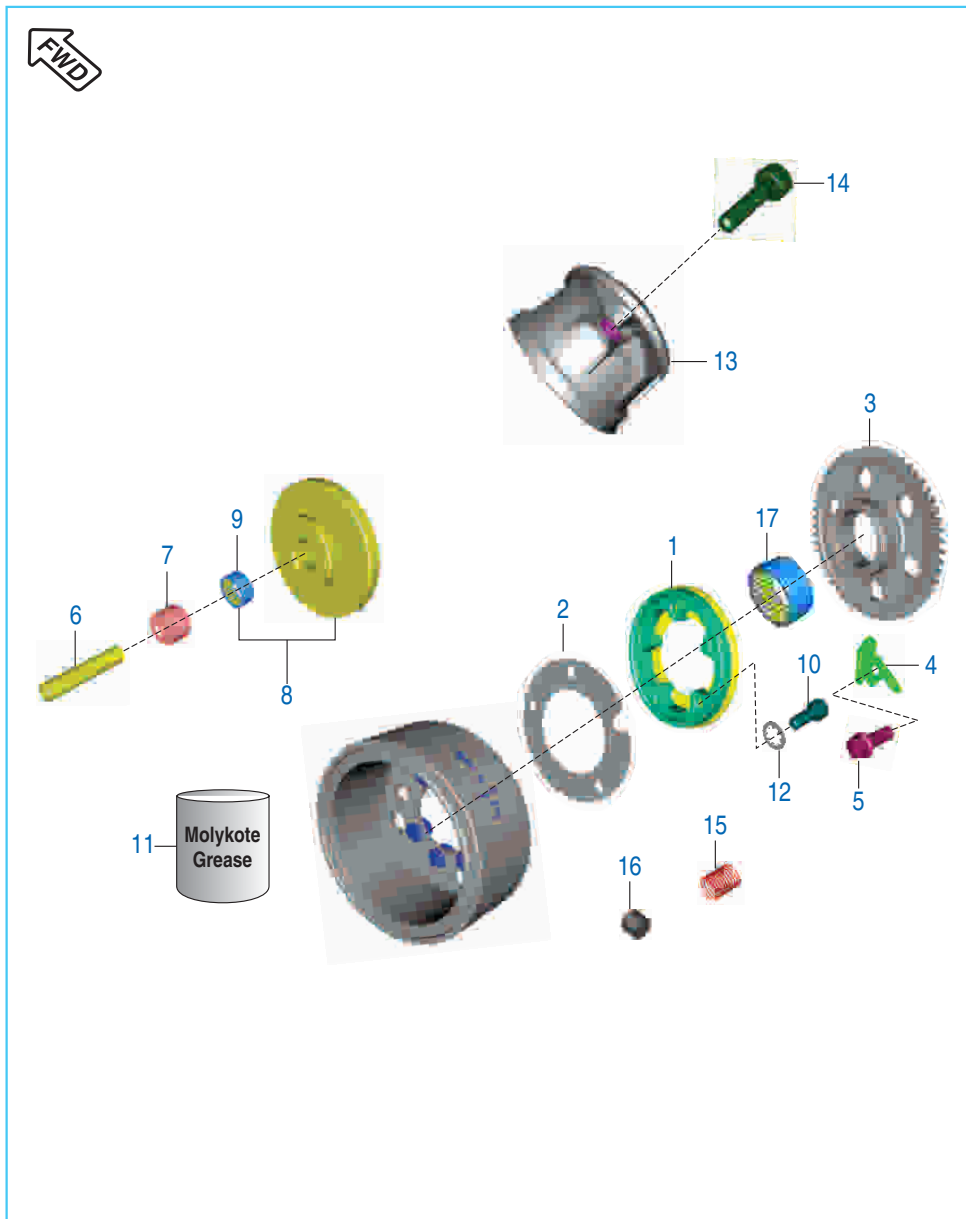
No.	Part No.	Description	Qty.	Remarks
1	JY 1710 77	Canister	1	
2	JL 1711 01	Clamp band spring 9.5 x 8.4	2	
3	DJ 1410 73	Tube T Connector To Canister	1	
4	JY 1710 70	Spring Band Clamp 9 x 8.4	4	
5	GL 1710 36	Connector For Breather And Vapor Tube	1	
6	DJ 1410 74	Tube Condensate Fuel Drain	1	
7	JG 1710 29	Spring Band Clamp 11.5 X 8.4	2	
8	JY 1718 25	Plug Fuel Drain	1	
9	DJ 1410 72	Tube Tank To T Connector	1	
10	JL 1711 02	Spring Band Clamp 12.5 x 8	1	
11	JH 1710 48	Grommet Purge Valve	1	
12	PD 1716 16	Valve Purge	1	
13	DK 1410 57	Tube Purge Valve To Carburetor	1	
14	DJ 1410 77	Tube Canister To Purge Valve	1	
15	JH 1716 02	Clamp - Canister Breather	1	
16	DH 1410 73	Tube Canister Drain	1	
17	DH 1410 74	Tube Canister Breather	1	
18	JY 1710 69	Spring Band Clamp 15 x 10	1	
19	DH 1614 29	Strap canister	1	

Magneto, CDI & H.T. Coil



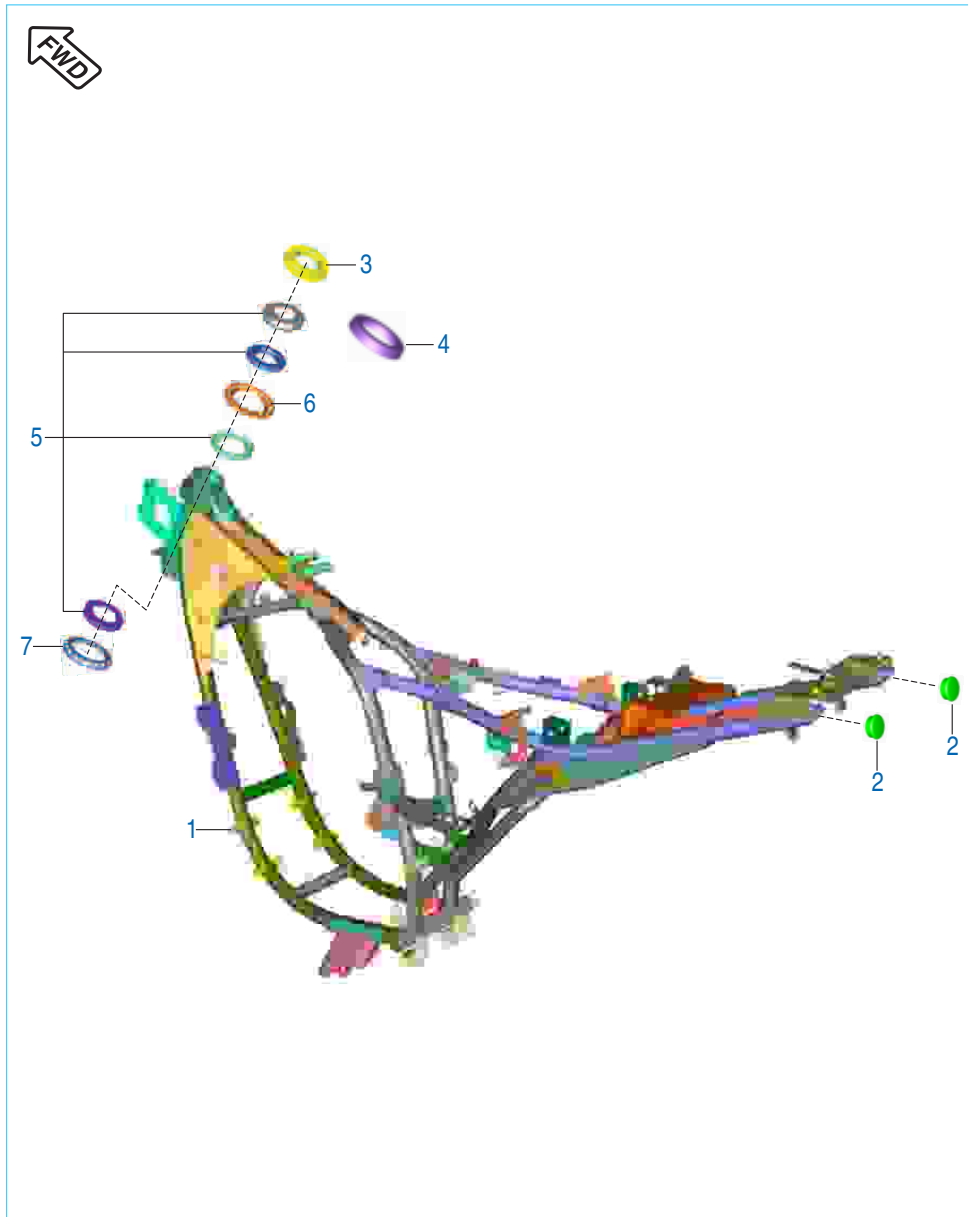
No.	Part No.	Description	Qty.	Remarks
1	DK 1110 79	Stator Assembly	1	
2	JC 1110 28	Rotor Assembly Without Clutch	1	
	DK 1110 77	Rotor assembly W/O clutch	1	For ABS Model
3	DH 1013 81	Pan Head Screw (Pick up Coil Mtg.)	2	
4	DK 1110 28	Spark Plug	2	
5	DH 1110 13	Grommet Spark Plug	2	
6	JC 1110 22	H.T. Coil LH	1	
7	JC 1110 23	H.T. Coil RH	1	
8	DH 1110 15	Cap Spark Plug	2	
9	DD 1110 12	Grommet H.T. Cable	2	
10	DK 1110 81	CDI Non TPS Assembly K3	1	
11	DK 2011 39	Regulator Assembly - Single Phase	1	
11A	DK 2011 60	Regulator Assembly	1	AHO Model
12	KA DA06 30	Bolt Flanged	1	
13	39 1955 04	Bolt Flanged - Small	1	
14	DH 1110 16	Grommet Spark Plug Cap	1	
15	DH 1013 86	Hex Bolt Stator Mounting	2	
16	JC 1110 07	Assembly Starter Motor	1	
17	DS 1013 53	Bolt	2	
18	PD 5412 74	Plate stopper	1	
19	DH 1013 80	Screw pan head (M6 x 12)	1	

Starter Assembly



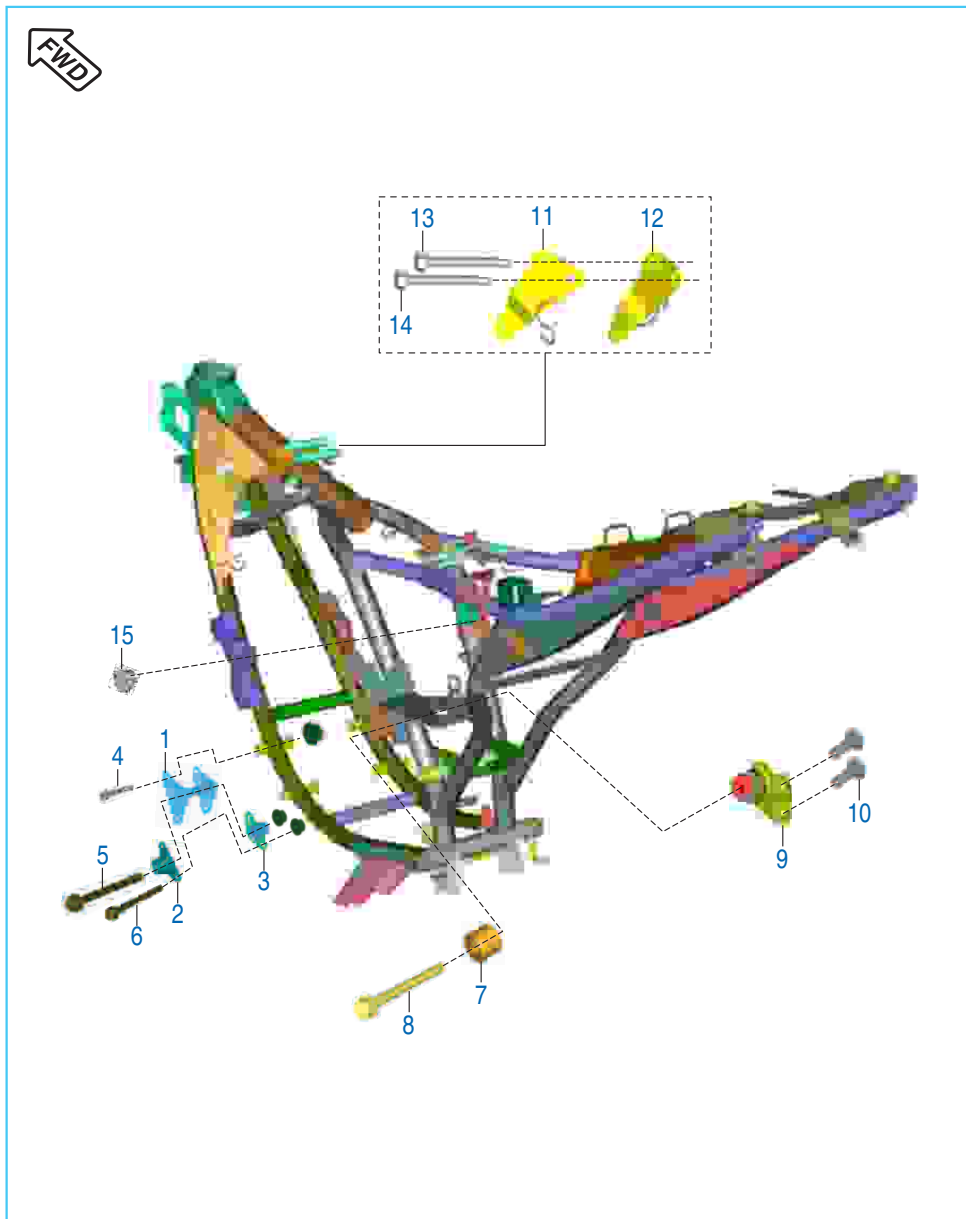
No.	Part No.	Description	Qty.	Remarks
1	36 DK00 76	Kit Body Starter Clutch	1	
2	DK 1016 05	Plate Roller Clutch	1	
3	JC 1011 12	Gear Starter Clutch	1	
	DK 1017 97	Assembly gear starter clutch	1	For ABS Model
4	DH 1015 81	Plate Starter Clutch Gear Return	1	
5	DH 1013 85	Bolt	1	
6	DK 1011 76	Shaft Starter Counter	1	
7	DH 1011 72	Collar Starter Counter	1	
8	JC 1011 15	Assembly Gear Starter Counter (14T)	1	
9	59 2000 07	Needle Roller Bearing	1	
10	39 0972 04	Bolt Socket M6	3	
11	36 DK00 45	Grease Molykote (200 gm box)	1	
12	39 0849 14	Washer Lock - Toothed	3	
13	56 DJ4E 1Y	Cover Starter Motor	1	
14	DH 1013 89	Bolt Socket	1	
15	DK 1015 96	Spring Starter Clutch	5	
16	DH 1011 63	Roller Clutch	5	
17	59 2000 07	Needle roller bearing	1	

Frame and Frame Fittings



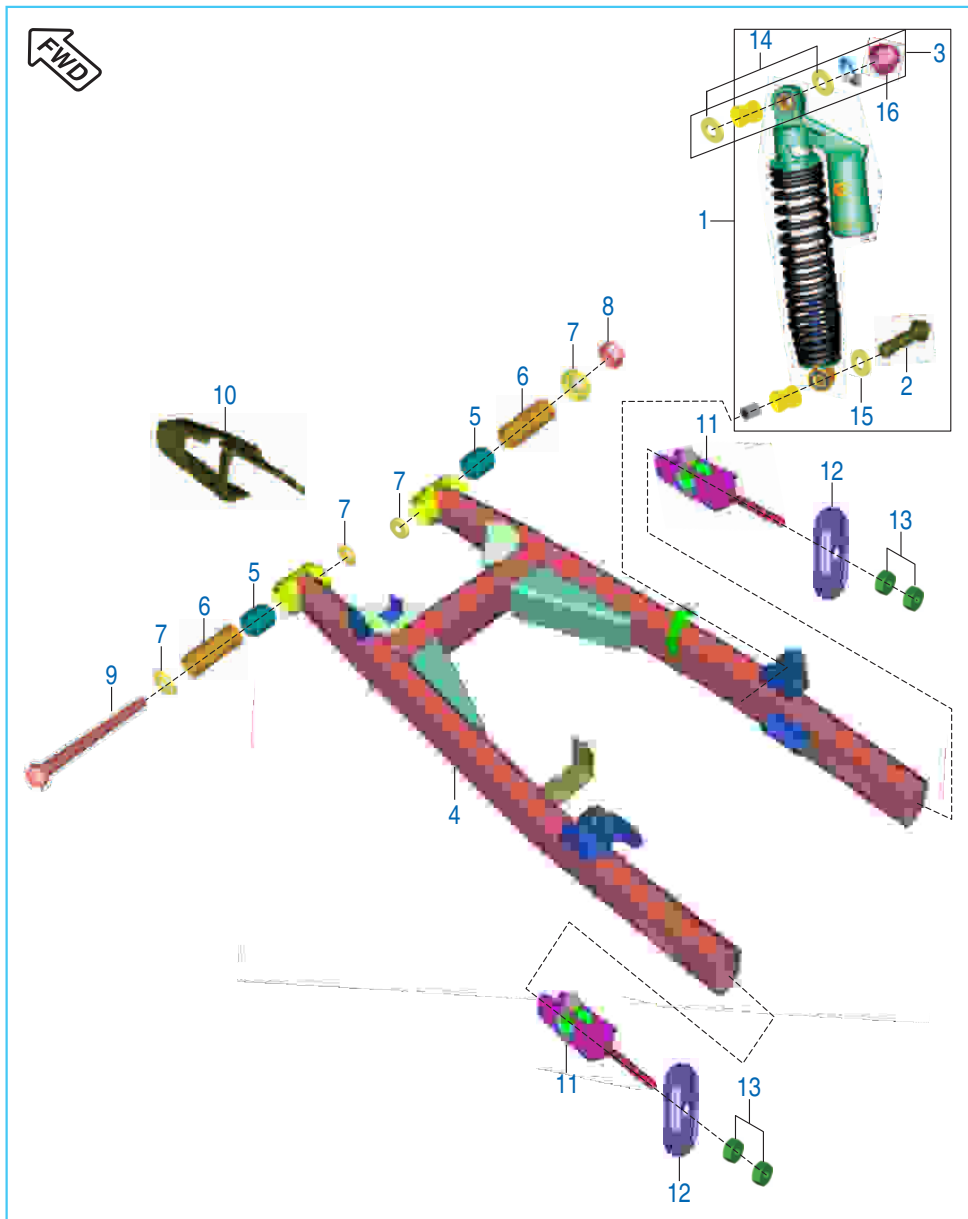
No.	Part No.	Description	Qty.	Remarks
1	DK 1614 09	Frame Assembly	1	
	DK 1614 41	Frame Assembly	1	For belly pan
2	DH 1611 12	Cup Rear	2	
3	DK 1810 75	Nut Steering	1	
4	PD 1510 06	Cap Steering	1	
5	36 DV00 08	Bearing Cone Kit	1	Refer Kit Details
6	DK 1810 50	Cage Bearing Steering Top	1	
7	DK 1810 51	Cage bearing lower	1	
8	DJ 1612 90	Chassis No. Protection tape	1	For ABS Model
9	DS 2010 85	Flexi band strip clamp (L=85MM)	2	For ABS Model

Engine Mountings

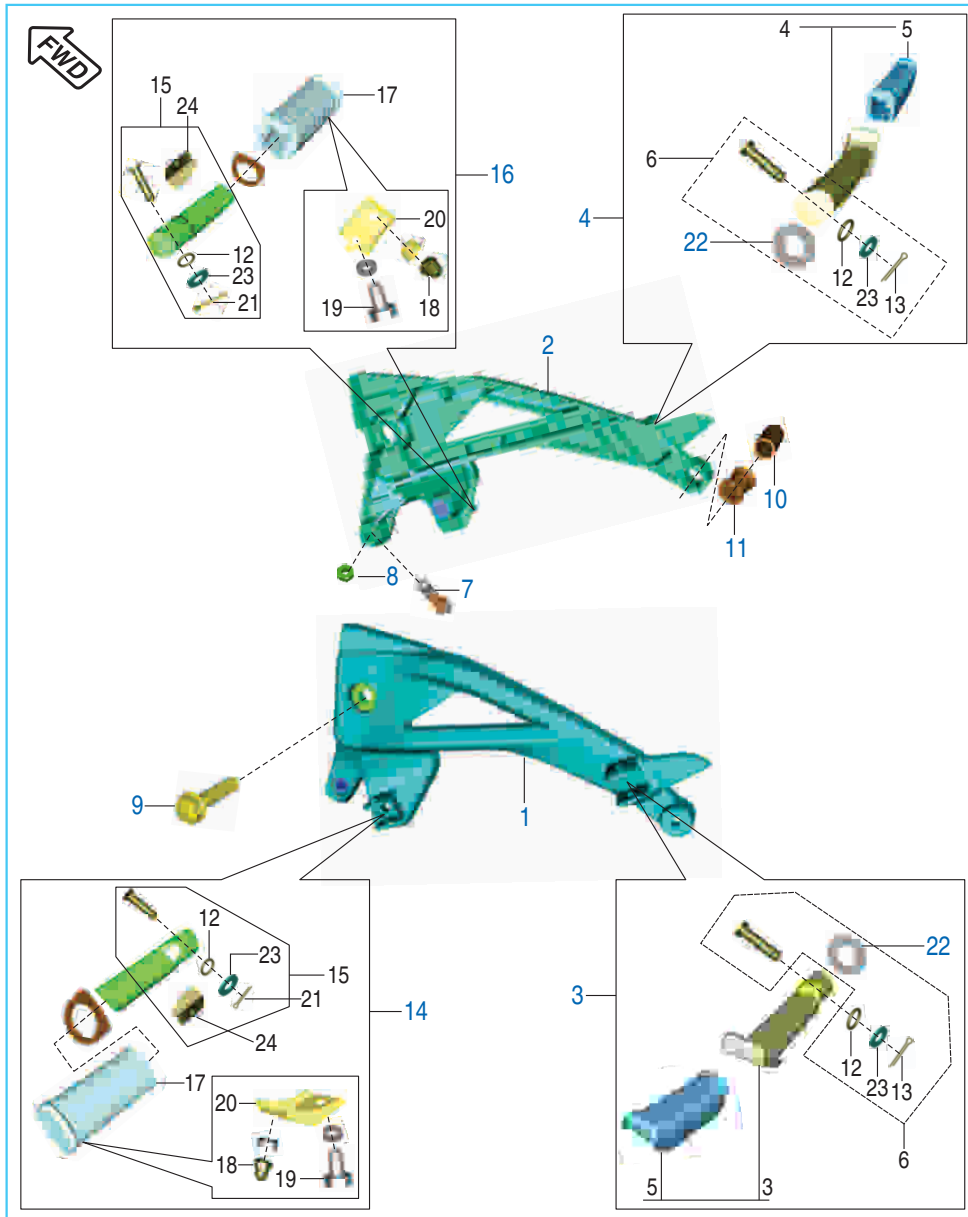


No.	Part No.	Description	Qty.	Remarks
1	DK 1610 96	Bracket Assembly Engine Mounting Front	1	
2	DH 1611 89	Bracket Complete LH Engine Mounting Frt.	1	
3	DH 1611 90	Bracket Complete RH Engine Mounting Frt.	1	
4	39 2312 04	Hex HD Bolt / Flange - M8	4	
5	59 0400 41	Bolt Flanged	1	
6	39 2571 04	Bolt Flanged	2	
	59 0400 42	Bolt flange	2	For ABS Model
7	DH 1612 73	Bush In Frame	1	
8	59 0400 43	Hex. Socket HD Cap Bolt	1	
9	DK 1611 61	Bracket Complete RH Engine Rear	1	
10	39 2310 04	Flanged Bolt	2	
	KA DF08 25	Bolt flanged	2	
11	DK 1614 23	Bracket LH Engine Hanger	1	
12	DK 1614 24	Bracket RH Engine Hanger	1	
	DK 1614 37	Hanger engine RH	1	For ABS Model
13	59 0400 17	Hex HD Bolt Flanged - M8	1	
14	39 2311 04	Hex HD Bolt / Flange - M8	1	
15	DS 1611 56	Plug seat lock cable	1	

Swing Arm / Rear Shock Absorber



No.	Part No.	Description	Qty.	Remarks
1	DK 1710 14	Rear Shock Absorber	2	Refer Kit Details
2	DG 1710 38	Bolt Pre-coated	2	
3	36 DK00 12	Kit Bush Rear Shock Absorber	1	
4	DK 1710 11	Swing Arm Assembly	1	
5	DG 1710 18	Needle Bearing	2	
6	DK 1710 06	Sleeve for Swing Arm	2	
7	DG 1710 19	Seal Oil for Swing Arm	4	
8	DH 1710 19	'U' Nut Swing Arm	1	
9	DK 1710 03	Shaft Swing Arm	1	
10	DG 1710 34	Chain Slider Guard	1	
11	DJ 1710 44	Adjuster Chain	2	
12	JM 1710 04	Cap Chain Adjuster	2	
13	DG 1710 22	Hexagon Nut	4	
14	39 0714 11	Washer Plain	4	
15	KD AB08 16	Washer Plain Small	2	
16	39 2366 15	Domed Cap Nut - M12	2	



FWD Front Wheel Direction

Rider & Pillion Foot Rest

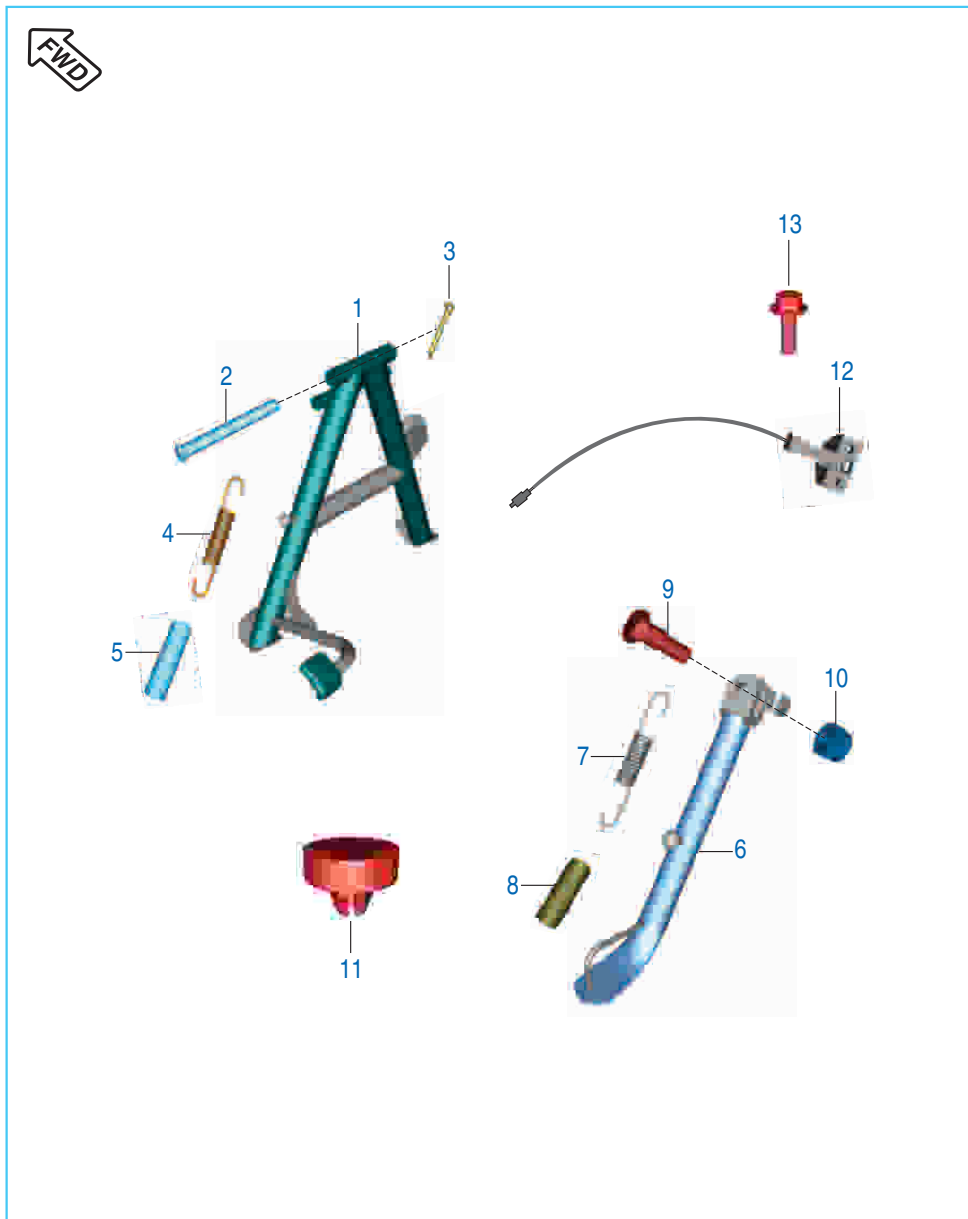
No.	Part No.	Description	Qty.	Remarks
1	56 DJ3X 1Y	Holder Step LH - Gray Matte Slate	1	
2	56 DJ3Y 1Y	Holder Step RH - Gray Matte Slate	1	
3	DJ 1611 28	Pillion Step Assembly Complete LH	1	
4	DJ 1611 29	Pillion Step Assembly Complete RH	1	
5	DJ 1611 22	Rubber Pillion Step	2	
6	36 DK00 13	Kit Hardware Pillion	2	Refer Kit Details
7	39 1069 01	Hexagonal head screw	2	
8	39 0292 15	Nut	2	
9	39 1714 04	Flanged Bolt	2	
10	DH 1611 57	Tube Silencer Mounting	2	
	DJ 1612 78	Tube silencer with washer	1	
11	DH 1611 00	Damper Silencer Mounting	1	
12	30 1410 31	Ring O	4	
13	KH AA32 25	Pin Cotter	2	
14	DJ 1611 26	Main Step LH Assembly	1	
15	36 DK00 13	Kit Hardware Main Step	2	Refer Kit Details
16	DJ 1611 27	Main Step RH Assembly Complete	1	
17	DH 1610 53	Rubber Main Step	2	
18	39 0963 15	Domed Cap Nut M-8	2	
19	22 1504 51	Bolt Hex Head	2	
20	DH 1610 56	Plate Complete Lower Main Step	2	
21	39 0784 08	Pin Split	2	
22	DJ 1611 86	Washer	2	
23	39 1040 11	Washer plain	4	
24	DJ 1610 90	Damper foot step	2	

Mudguard - Front & Rear




No.	Part No.	Description	Qty.	Remarks
1	KB BC05 12	Screw pan cross	3	
2	DK 1610 98	Brace Fender	1	
3	59 0400 40	Step Bolt	4	Fender Front Mtg.
4	39 0326 15	Nut nyloc M5 x 0.8	1	For Cables
5	DK 1613 38	Fender Rear Front	1	
6	39 1680 04	Flange Bolt	2	
7	39 0711 11	Plain Washer	4	
	LD B000 15	Washer plain	2	For rear fender
8	39 0798 15	Nut Hexagon With Flange M6	4	
9	DK 1610 85	Fender Rear	1	
10	39 1680 04	Flange Bolt	2	
	KA DD06 10	Bolt flanged	2	For ABS Model
11	KD AA05 10	Washer plain small	6	
12	DT 1814 33	Plug front fender rear	1	
13	DJ 2011 73	Grommet for cables rear fender	3	

Center & Side Stand Assembly



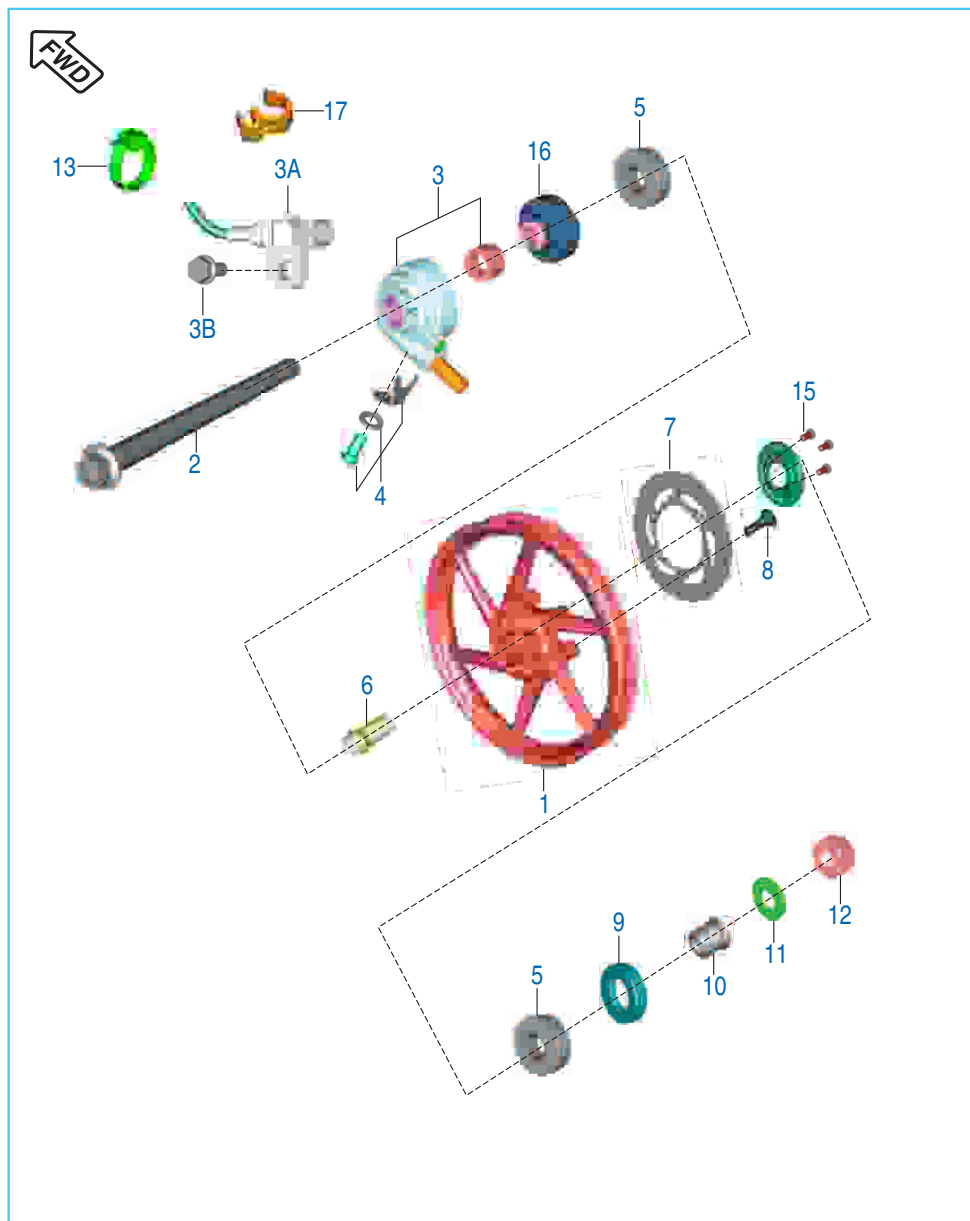
No.	Part No.	Description	Qty.	Remarks
1	DK 1611 22	Stand Center	1	
2	30 1611 57	Shaft Stand	1	
3	39 0787 08	Pin Cotter	1	
	KH AA32 25	Pin Cotter	1	From 04.04.19
4	DH 1611 21	Spring Main Stand	1	
5	DH 1612 39	Cover Spring Center Stand	1	
	DH 1611 45	Cover spring M-Stand	1	For ABS Model
6	JC 1610 17	Stand Side	1	
7	DH 1610 66	Spring Side Stand	1	
8	DH 1612 40	Cover Spring Side Stand	1	
	DH 1611 46	Cover spring side stand	1	For ABS Model
9	DF 1611 02	Bolt	1	
10	39 0422 15	Nut	1	
	LC H000 01	Nut - nyloc M10	1	For ABS Model
11	DH 2010 65	Magnet Assembly	1	
12	JC 2010 39	Switch Side Stand	1	
13	39 2060 04	Flanged Bolt M5	2	
	KA DS05 16	Bolt flange - M5 x 0.8 x L16	2	For ABS Model

Tyre / Tube / Rim



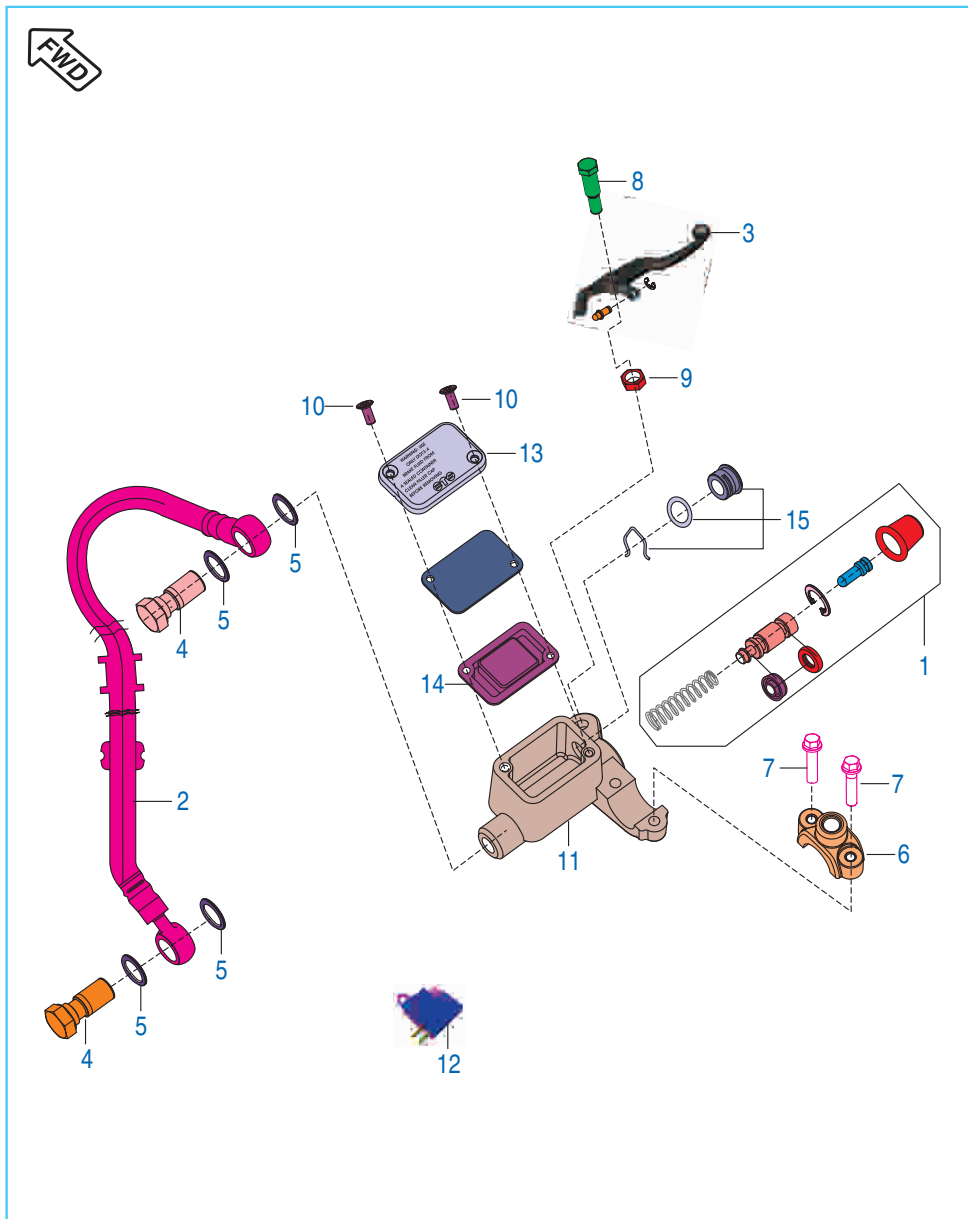
No.	Part No.	Description	Qty.	Remarks
1	JC 1510 13	Wheel Rim Front (1.85 x 17)	1	
2	DK 1510 39	Tyre Front Tubeless	1	Not Serviceable
3	DK 1510 50	Wheel Rim Rear (2.5 x 17)	1	
4	DK 1510 40	Tyre Rear Tubeless	1	Not Serviceable
5	DK 1510 26	Valve Tubeless Tyre	2	

Front Wheel Assembly



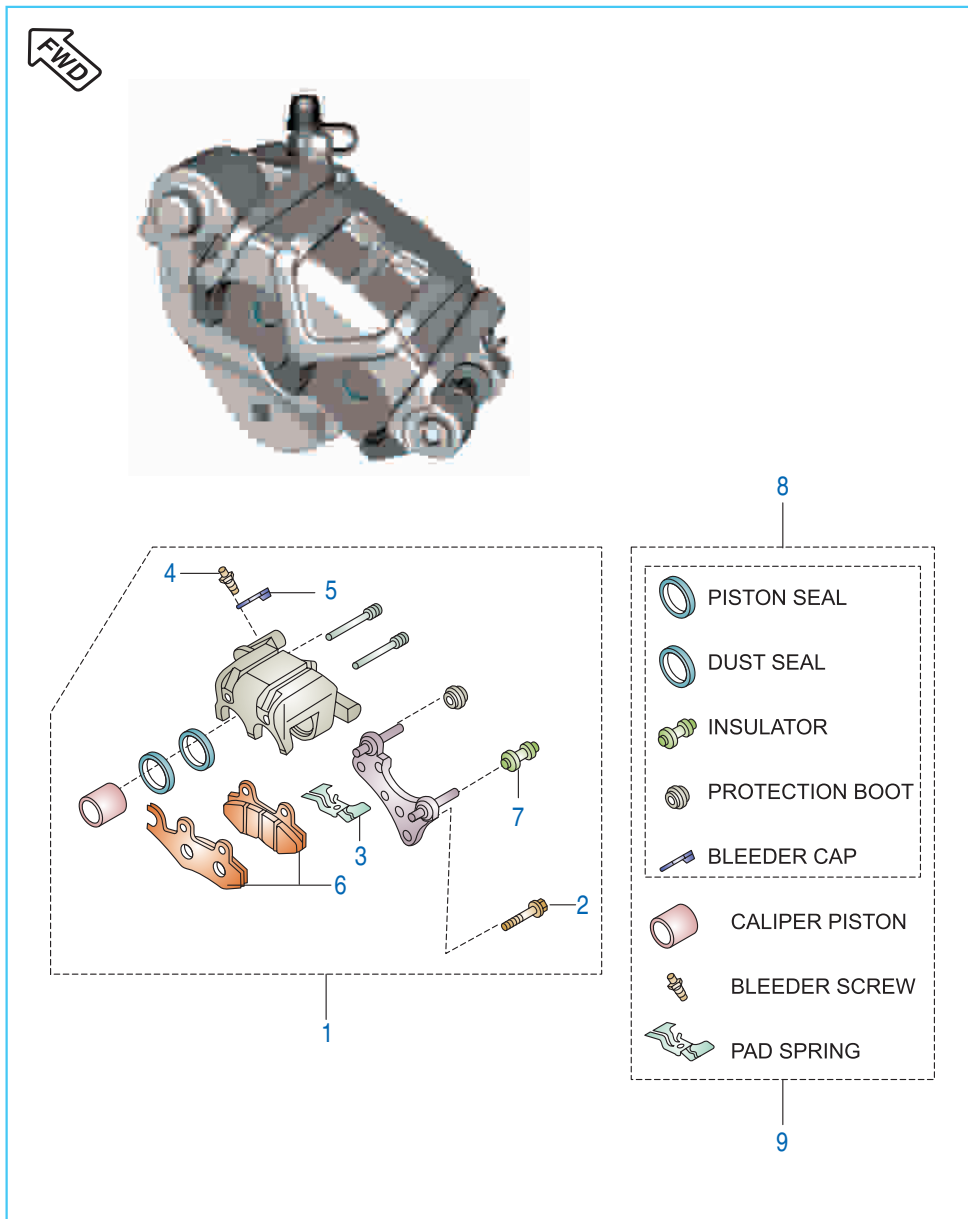
No.	Part No.	Description	Qty.	Remarks
1	JC 1510 13	Wheel Rim Front 1.85 x 17	1	
2	DK 1510 95	Front Axle	1	
3	JC 1510 20	Case Meter Housing	1	
3A	DT 4024 04	Sensor speed wheel-For ABS Model	1	
	DK 2011 64	Sensor speed wheel-For ABS Model	1	From 04.04.2019
3B	39 1943 04	Bolt flanged - M6	1	For ABS Model
4	JC 2010 50	Hardware Kit	1	
5	KP BC62 02	Bearing Ball	2	
6	DK 1510 28	Spacer Assembly	1	
7	DK 1510 96	Disc Front Black	1	
	DK 1511 09	Disc brake DIA 280	1	For ABS Model
8	PD 1318 03	Disc Mounting Bolt	6	
	JD 1318 11	Special bolt M8	6	For ABS Model
9	DG 1510 05	Seal Oil	1	
10	DG 1510 07	Collar	1	
11	DG 1510 08	Plain Washer	1	
12	DH 1710 19	U Nut	1	
13	PA 4022 04	Band (LENGTH 110MM)	1	For ABS Model
14	PD 1318 35	Disc sensor speed front	1	For ABS Model
15	JG 1312 20	Screw for ABS	3	For ABS Model
16	DT 1310 17	Collar assembly front wheel	1	For ABS Model
17	JF 1318 54	Clamp W ABS Hose - speed sensor	1	For ABS Model

Front Master Cylinder Assembly



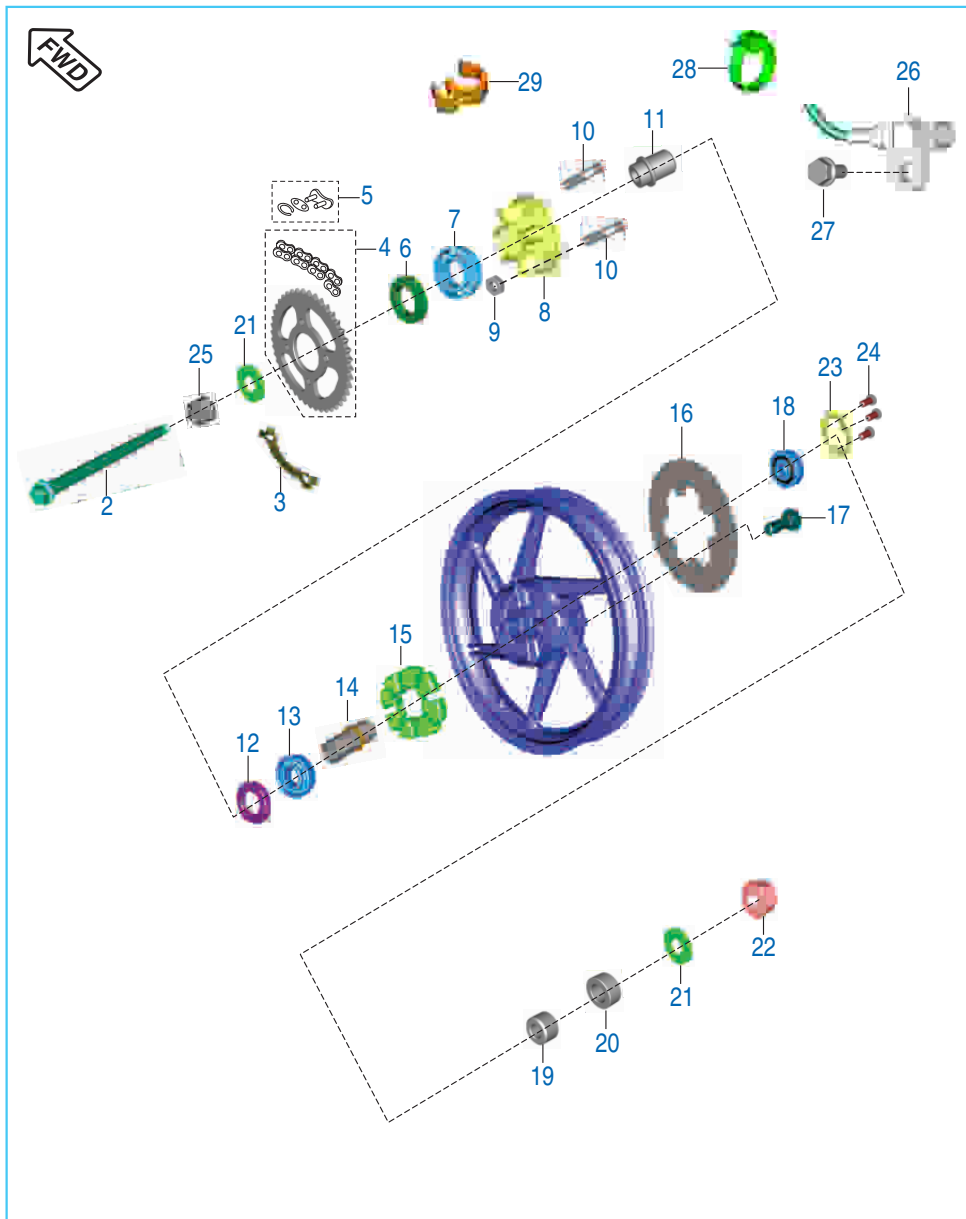
No.	Part No.	Description	Qty.	Remarks
1	36 DH40 48	Major Kit - Master Cylinder	1	
2	DK 1510 57	Hose Brake Front	1	
3	DJ 1910 57	Lever Grip RH	1	
4	DK 1510 69	Banjo Bolt	2	
5	DE 1910 10	Washer Copper	4	
6	DE 1910 33	Clamp Holder RH	1	
7	DK 1810 52	Clamp Holder RH	1	
8	DJ 1910 28	Bolt	2	
9	DJ 1910 29	Bolt Front Brake Lever	1	
10	DJ 1910 30	Nut Nyloc Brake Lever	1	
11	DE 1910 30	Screw	2	
12	DK 1510 62	Cylinder Master	1	
13	DK 1511 16	Cylinder master front	1	For ABS Model
14	DJ 2011 00	Front Brake Switch	1	
15	DJ 2011 09	Switch brake	1	For ABS Model
16	DE 1910 29	Reservoir Cover	1	
17	DE 1910 28	Diaphragm	1	Not Serviceable
18	DE 1910 36	Oil Window Kit	1	

Front Disc Brake



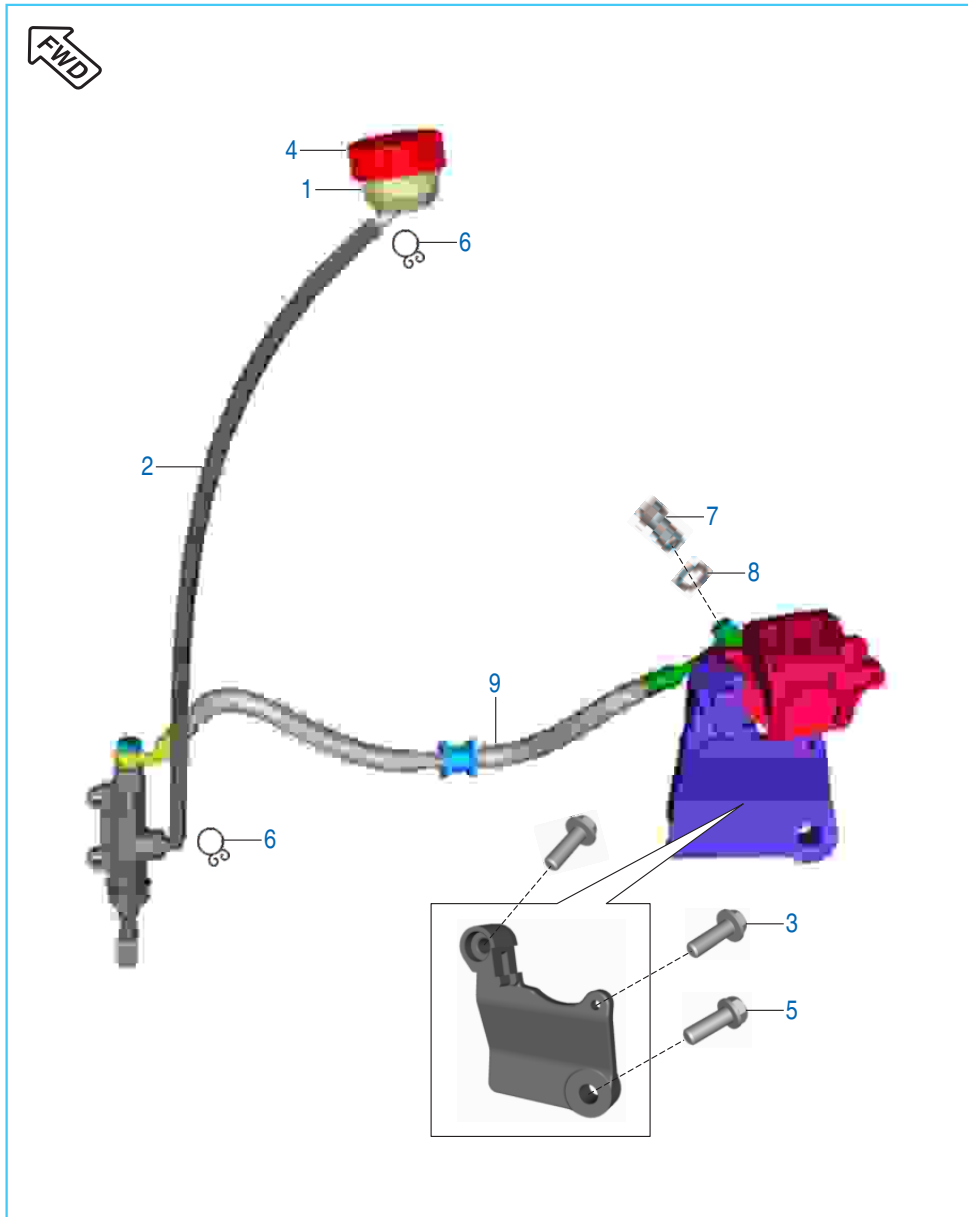
No.	Part No.	Description	Qty.	Remarks
1	DK 1510 54	Caliper Assembly Front	1	
	DJ 1511 29	Caliper assembly front	1	Black colour
	DK 1511 13	Caliper assembly front	1	For ABS Model
2	39 1769 04	Bolt Flanged	2	
3	DE 1510 48	Pad Spring	1	
4	DE 1510 46	Bleeder Screw	1	
5	DE 1510 47	Bleeder Cap	1	
6	DE 1510 37	Disc Pad Set	1	
7	DE 1510 43	Insulator	1	
8	36 DK00 65	Minor Kit - Caliper	1	
9	36 DK00 66	Major Kit - Caliper	1	

Rear Wheel Assembly



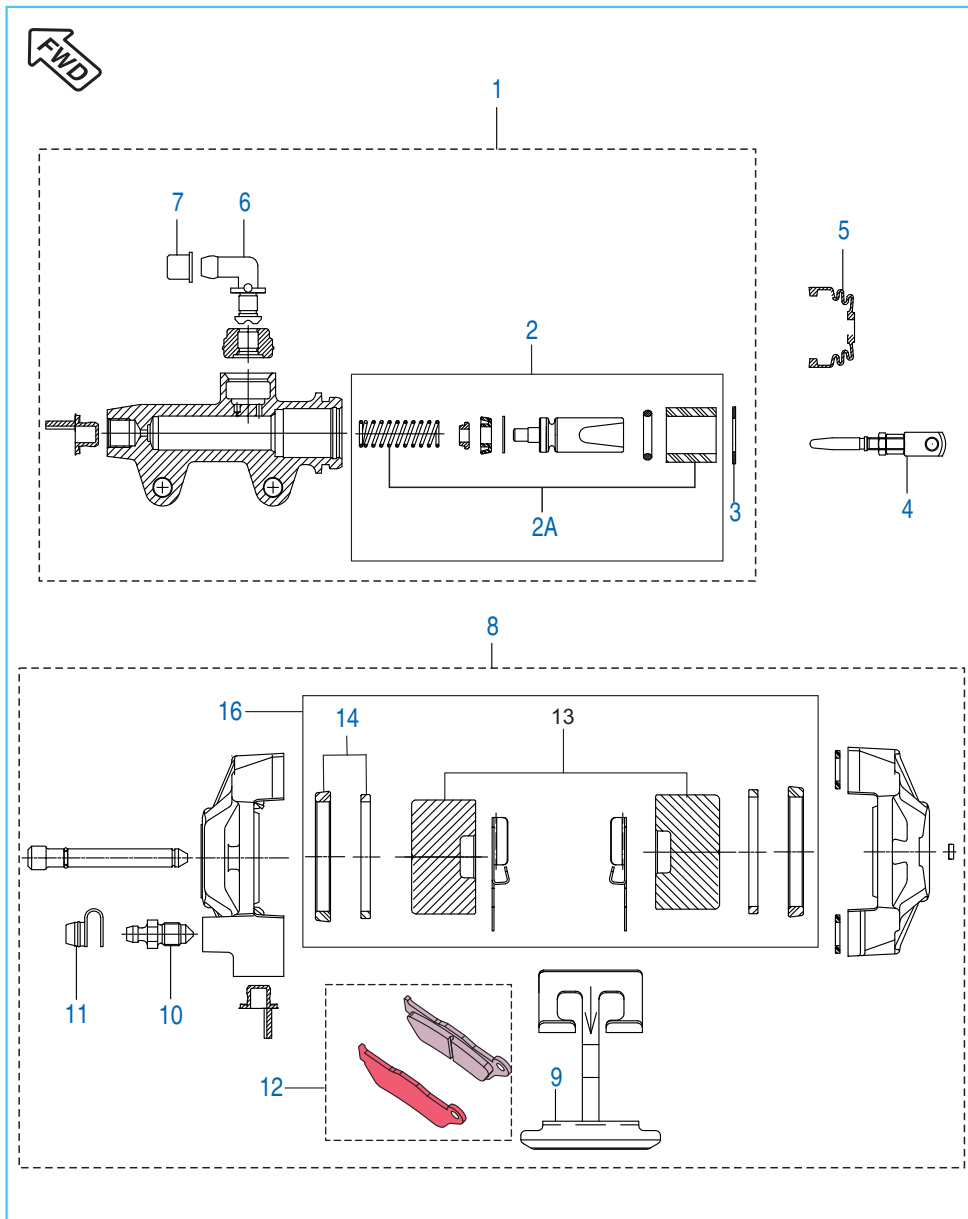
No.	Part No.	Description	Qty.	Remarks
1	DK 1510 50	Wheel Rim Rear 2.5 x 17	1	
2	DK 1510 09	Axel rear	1	
3	DS 1510 74	Washer lock	6	
4	36 DK00 40	Chain sprocket kit	1	Refer Kit Details
5	DS 1510 74	Drive chain lock	1	
6	DK 1510 12	Oil Seal	1	
7	KP AC60 05	Ball Bearing	1	
8	JC 1510 16	Coupling	1	
9	39 0794 15	Nut Hexagon M10 x 1.25	4	
10	DS 1510 73	Stud	4	
11	DK 1510 15	Sleeve	1	
12	30 1510 82	Seal oil	1	
13	KP BC62 02	Ball bearing	1	
14	DK 1510 22	Collar bearing Assembly	1	
15	JG 1312 19	Coupling Rubber	1	
16	DK 1510 97	Disc Rear Black	1	
	DK 1510 24	Disc rear	1	For ABS Model
17	39 2038 04	Hexagon Socket Head Bolt - M6	6	
18	KP BC63 02	Ball bearing	1	
19	DK 1510 81	Spacer I	1	
20	DK 1510 82	Spacer II	1	
21	DG 1510 08	Washer	2	
22	DH 1710 19	"U" nut	1	
23	JU 1318 02	Sensor disc rear	1	
24	39 0746 01	Screw pan cross - M6	1	
25	DK 1510 14	Spacer for coupling	1	For ABS Model
26	DT 4024 04	Sensor speed wheel-For ABS Model	1	
	DK 2011 64	Sensor speed wheel-For ABS Model	1	From 04.04.2019
27	39 1943 04	Bolt flanged - M6	1	For ABS Model
28	PA 4022 04	Band (LENGTH 110MM)	1	For ABS Model
29	JF 1318 54	Clamp W ABS Hose - speed sensor	1	For ABS Model

Rear Disc Brake



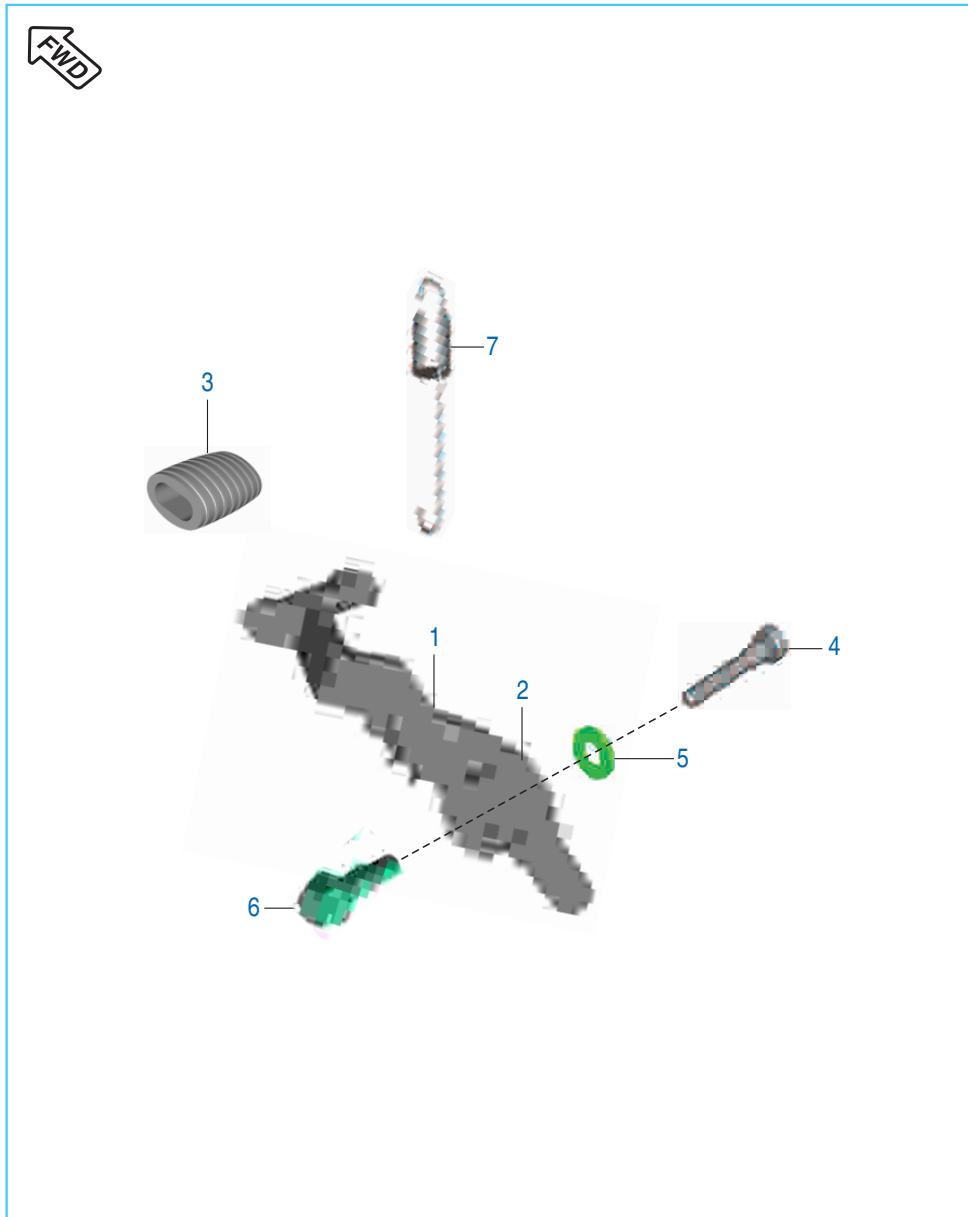
No.	Part No.	Description	Qty.	Remarks
1	DK 1510 33	Reservoir Rear Disc Brake	1	
2	DK 1510 34	Reservoir Tube Rear Disc	1	
3	39 2310 04	Flange Bolt	2	
4	DK 1510 45	Reservoir Cap	1	
5	39 2481 04	Bolt Hexagon Head With Flange M8	1	
6	DK 1510 63	Clip For Reservoir Tube	2	
7	DK 1510 69	Banjo Bolt	1	
8	DE 1910 10	Copper Washer	1	
9	DK 1510 84	Hose Brake Rear	1	

Rear Disc Brake - Master Cylinder & Caliper



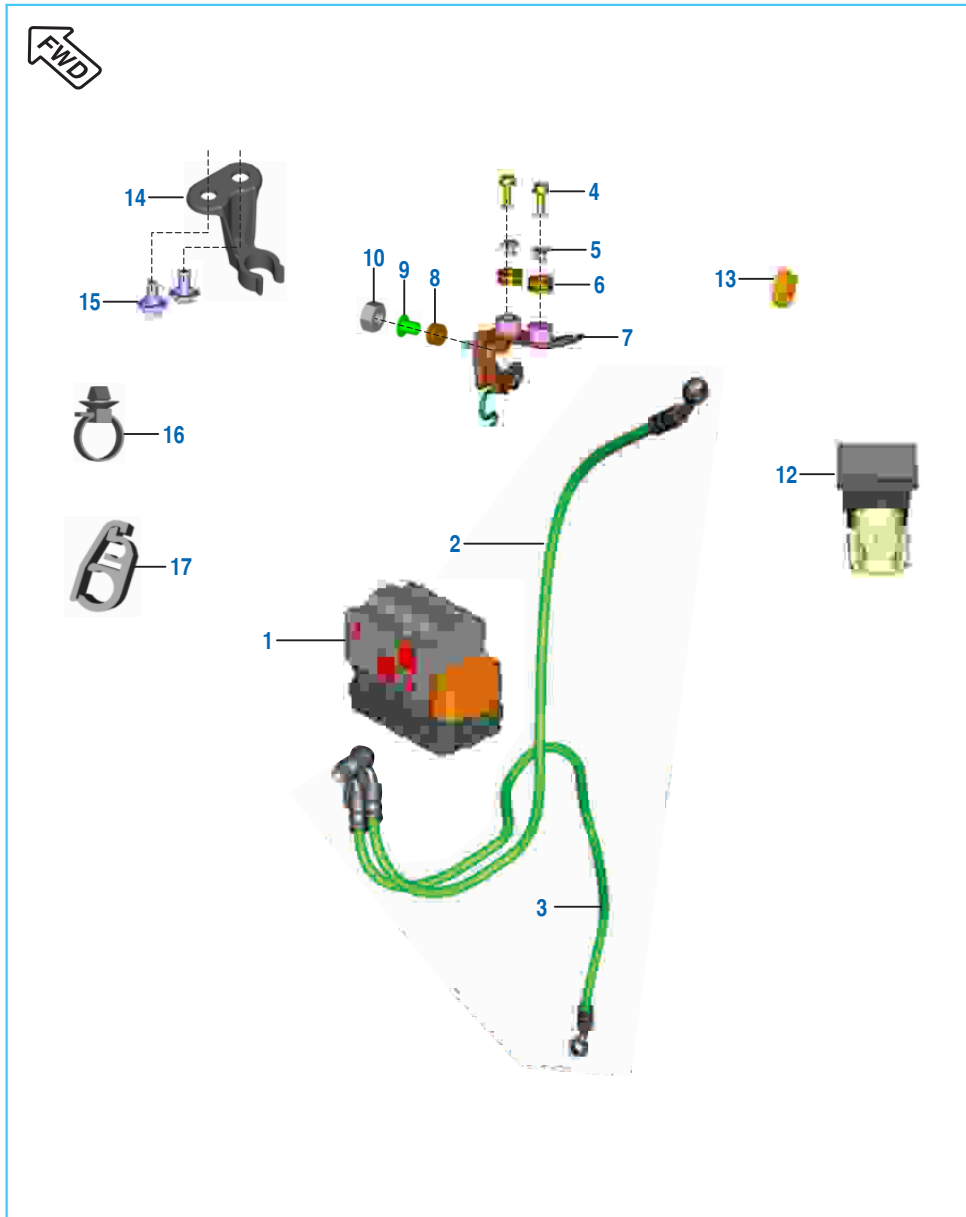
No.	Part No.	Description	Qty.	Remarks
1	DK 1510 31	Master Cylinder	1	
2	36 DK00 69	Major kit caliper	1	
2A	36 DK00 70	Minor kit caliper	1	
3	DK 1510 78	Circlip	1	
4	36 DK00 71	Push Rod	1	
5	DK 1510 42	Boot	1	
6	DK 1510 76	Connector	1	
7	DK 1510 77	Cap	1	
8	DK 1510 83	Caliper Assembly Rear	1	
	JR 1318 29	Caliper Assembly Rear	1	Black colour
	DK 1511 03	Caliper assembly rear	1	For ABS Model
9	DK 1510 41	Spring Pad	1	
10	DE 1510 46	Bleeder Screw	1	
11	DE 1510 47	Bleeder cap	1	
12	DK 1510 85	Disc Pad Set	1	
13	DK 1510 88	Piston Kit (major kit) floating caliper	1	
14	36 DK00 67	Kit Caliper Minor with Grease	1	
15	DK 1510 90	Insulator Kit floating caliper	1	
16	36 DK00 68	Kit Caliper Major with Grease	1	F-31- 03.12.2012

Rear Brake Pedal



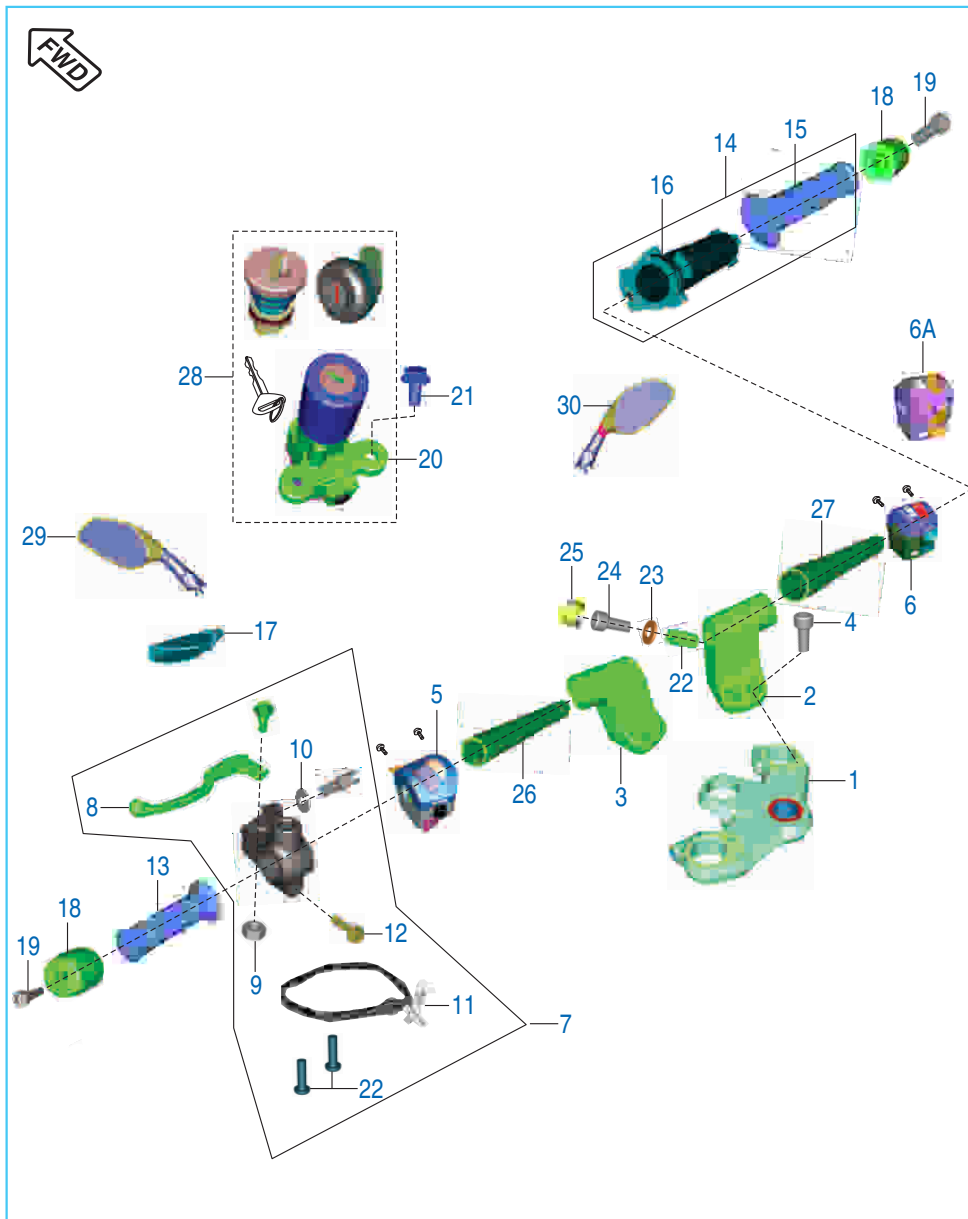
No.	Part No.	Description	Qty.	Remarks
1	DK 1910 12	Lever Brake Pedal	1	
2	DK 1011 84	Boss Lever Change	1	
3	DG 1013 39	Damper	1	
4	DK 1011 86	Bolt Pivot Lever Change	1	
5	DK 1011 85	Washer Pivot Bolt	1	
6	DK 1011 87	Collar Pivot Bolt	1	
7	DK 1910 13	Spring Brake Pedal	1	

Anti Lock Braking System (ABS)



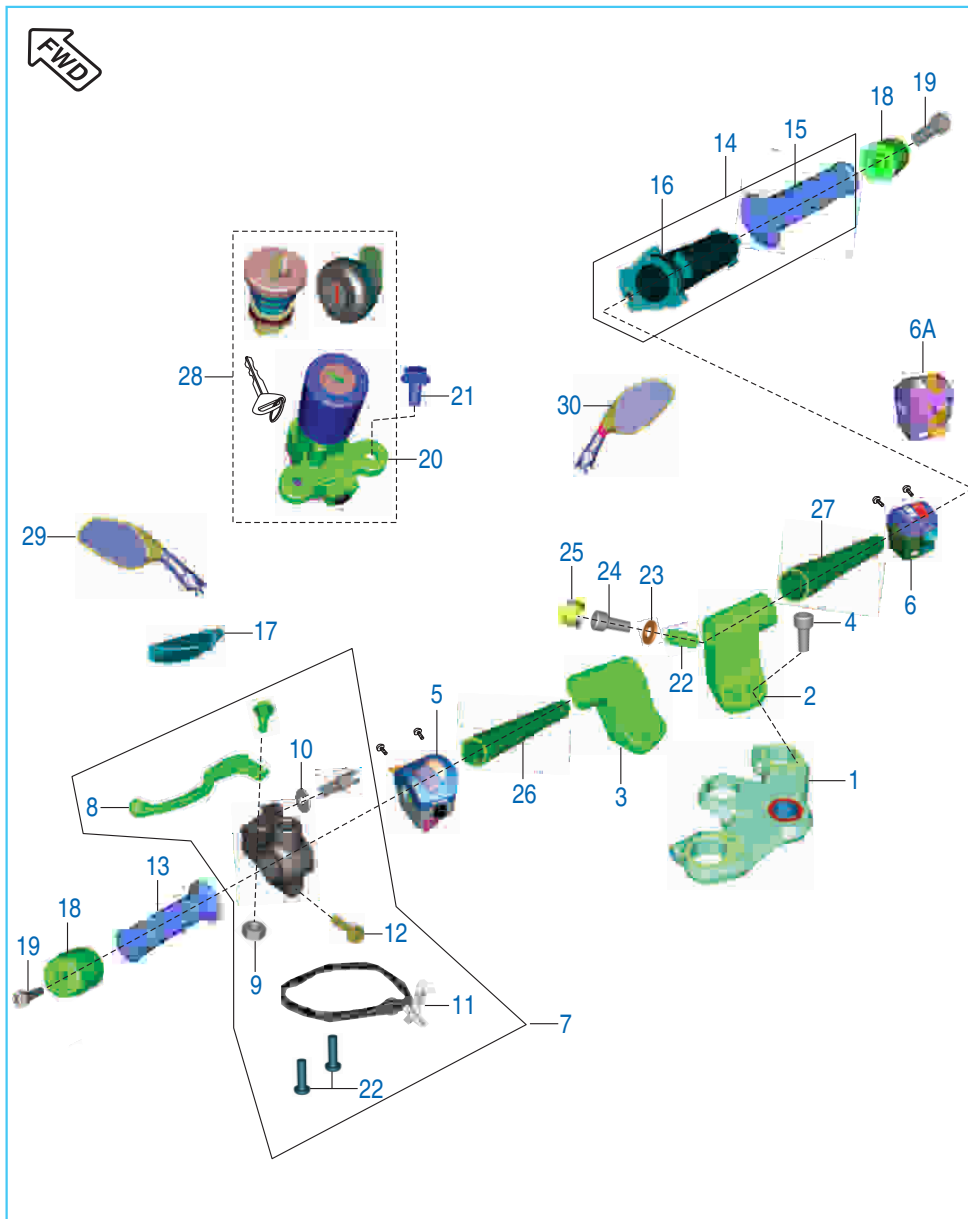
No.	Part No.	Description	Qty.	Remarks
1	DK 1511 11	Unit ABS Wet	1	
	DK 1511 10	Unit ABS Dry	1	Alternate
2	36 DK01 86	Hose cylinder master front to Unit ABS	1	
3	36 DK01 87	Hose unit ABS to Caliper front	1	
4	KA DF06 20	Bolt Flanged	2	
5	JC 1410 16	Collar tank cover	2	
6	JP 1710 51	Grommet	2	
7	DK 1614 36	Bracket Unit ABS	1	
8	GL 1138 12	Grommet CC unit mtg	1	
9	GL 1138 11	Sleeve CC unit mtg	1	
10	KC AA06 05	Nut hex thick	1	
11	JP 4022 21	Cable earth ABS	1	N.I.
12	JG 4020 05	Unit can termination	1	
13	DT 1318 75	Clamp brake hose	1	
14	DK 1811 07	Clamp hose brake	1	
15	JG 1812 55	Step bolt	2	
16	60 1114 20	Cable tie lock	1	
17	JF 1318 71	Clip separator	1	

Handle Bar Assembly



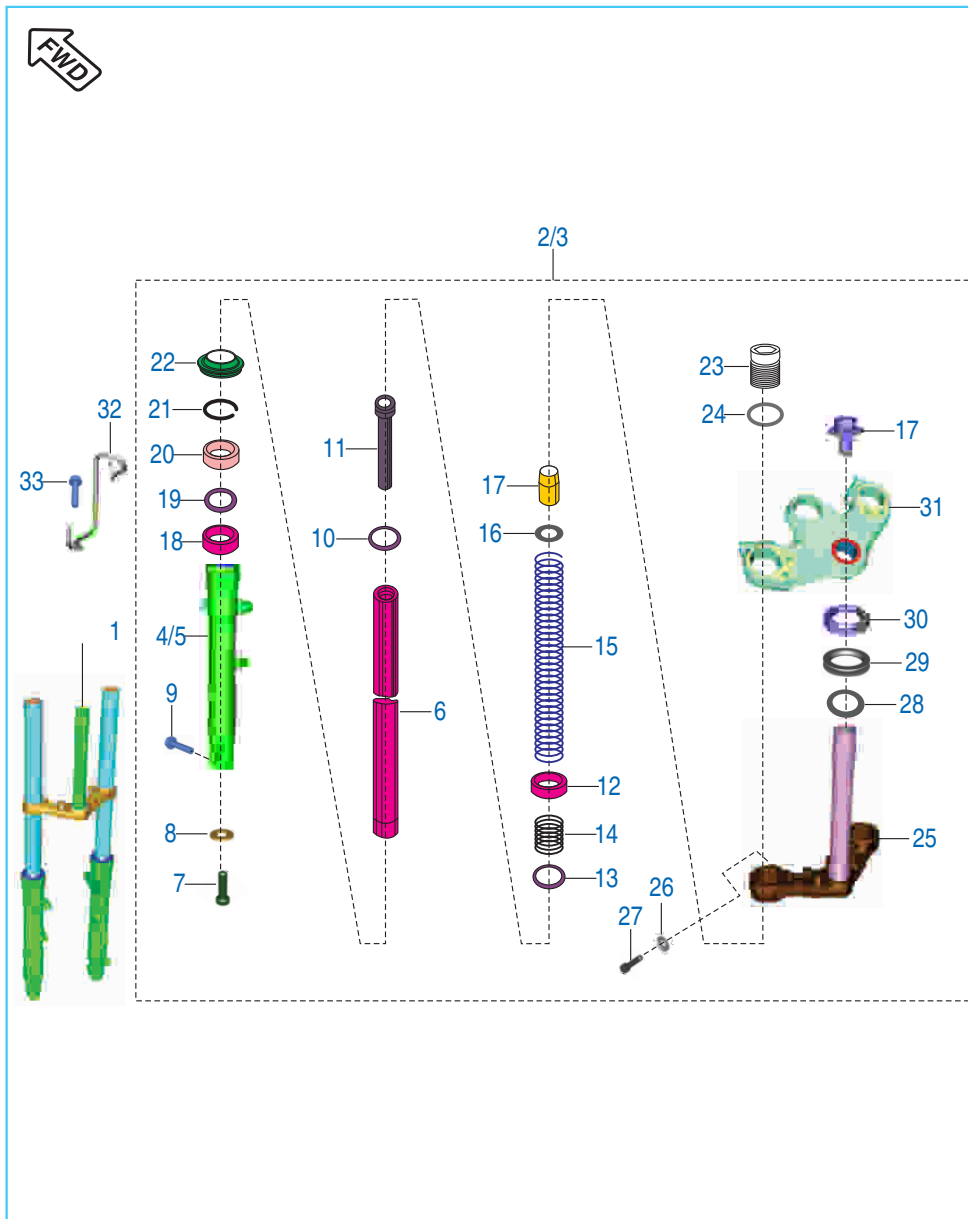
No.	Part No.	Description	Qty.	Remarks
1	56 DK33 Y9	Upper Bracket	1	
2	56 DK31 Y9	Holder handle RH Black	1	
3	56 DK32 Y9	Holder handle LH Black	1	
4	DG 1810 08	Socket Bolt	4	
5	DT 4014 03	Control Switch LH	1	
6	DT 4014 04	Control Switch RH	1	
6A	DT 4014 07	Control Switch RH	1	AHO Model
7	DK 1910 23	Lever & Support Holder Assembly	1	
	DK 1910 34	Lever & Support Holder Assembly	1	For ABS Model
8	DJ 1910 55	Lever LH	1	
	DJ 1910 83	Lever grip left	1	For ABS Model
9	39 1184 15	Nyloc Nut - M5 x 0.8	1	
10	30 1910 17	Check Nut	1	
11	DK 2010 83	Clutch Switch	1	
	DK 2011 37	Switch clutch VB - Transil diode	1	For ABS Model
12	39 1553 04	Bolt Flanged	1	
13	DH 1910 07	Grip LH	1	
14	DH 1910 14	Grip Assembly RH	1	
15	DH 1910 08	Grip RH	1	
16	DH 1910 17	Pipe throttle	1	
17	DS 1910 52	Lever Boot LH	1	
18	DK 1810 43	Handle bar weight	2	
19	39 2427 04	Hex. Socket HD Cap Screw	2	
20	DK 2010 15	Ignition Switch Assembly	1	

Handle Bar Assembly



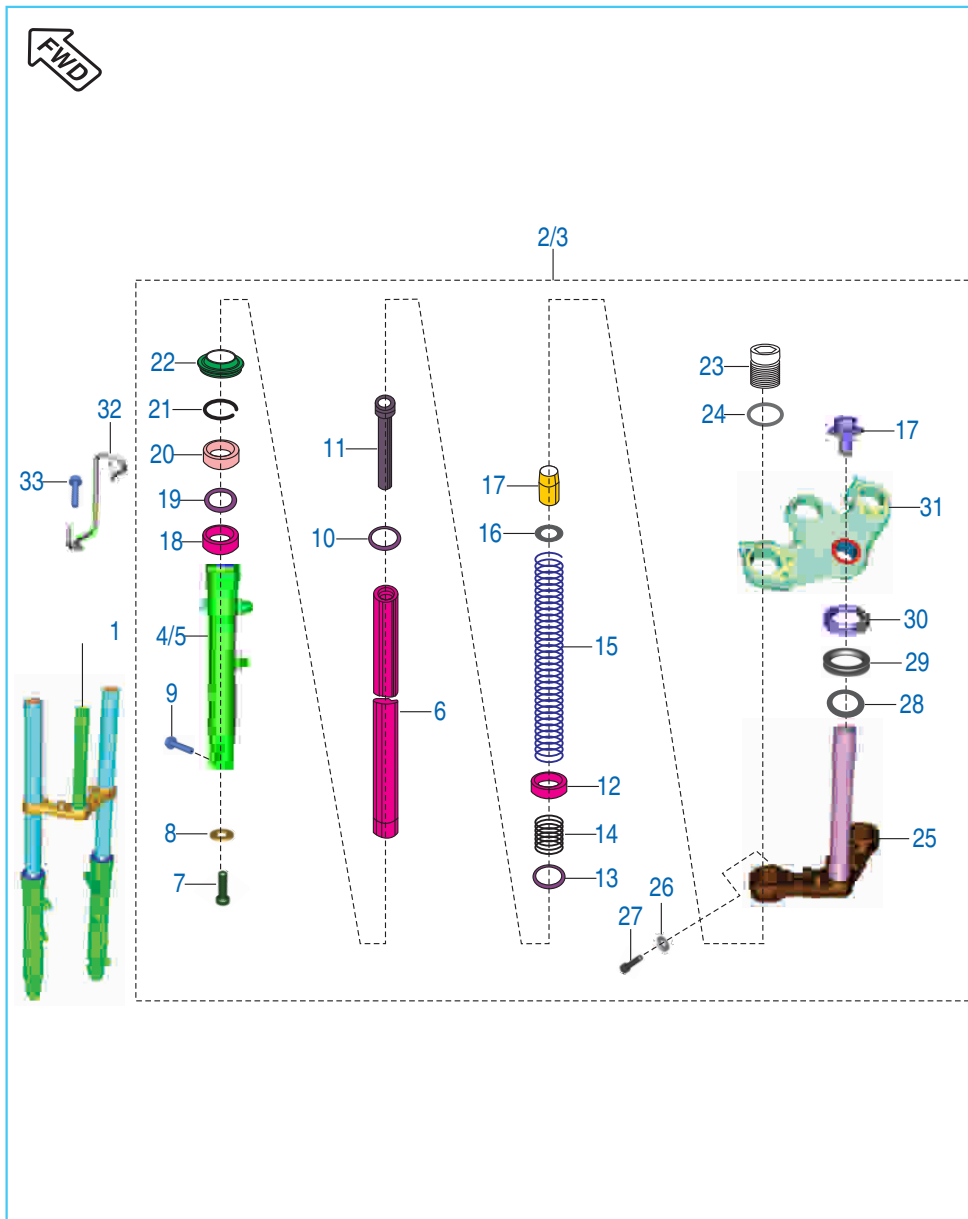
No.	Part No.	Description	Qty.	Remarks
21	39 1680 04	Flange Bolt	2	
22	LB U000 12	Screw	2	For ABS Model
23	39 1180 11	Washer	2	
24	DK 1810 79	Bolt	2	
	LA C000 20	Bolt socket M8 x 1.25P x 55L	2	
25	DK 1810 36	Plug Handle Holder	2	
26	DK 1810 46	Handle Bar Tube LH	1	
27	DK 1810 47	Handle Bar Tube RH	1	
28	DK 1810 34	Lock Set 4 In One With Two Track Key	1	
29	DK 2210 14	Mirror Assembly LH	1	
30	DK 2210 15	Mirror Assembly RH	1	
31	DK 1810 96	Lever holder	1	

Front Fork Assembly




No.	Part No.	Description	Qty.	Remarks
1	DK 1810 72	Fork Front	1	
	DK 1810 87	Fork front	1	For ABS Model
2	DK 1810 68	Leg Assembly LH	1	
3	DK 1810 69	Leg Assembly RH	1	
4	DK 1810 56	Outer Tube LH	1	
	DK 1810 90	Outer tube LH	1	For ABS Model
5	DK 1810 57	Outer Tube RH	1	
	DK 1810 91	Outer tube RH	1	For ABS Model
6	DK 1810 70	Fork Pipe Spinning	2	
	DK 1810 92	Fork pipe spinning	2	For ABS Model
7	DK 1810 06	Socket Headed Bolt - M10 x 1.5 x 35	2	
8	DK 1810 07	Copper Washer	2	
9	DK 1810 08	Flange Bolt - M8 x 1.25 x 45	1	
10	DK 1810 09	Cap Oil Lock	2	
11	DK 1810 10	Seat Pipe	2	
12	DK 1810 11	Slide Bush	2	
13	DK 1810 12	Piston Ring	2	
14	DK 1810 13	Rebound Spring	2	
15	DK 1810 73	Main Spring	2	
16	DK 1810 15	Washer	2	
17	DK 1810 71	Spacer Tube	2	
	DK 1810 93	Spacer tube	2	For ABS Model
18	DK 1810 17	Guide Bush	2	
19	DK 1810 18	Washer Seal	2	
20	36 DK01 61	Fork oil seal kit	2	

Front Fork Assembly



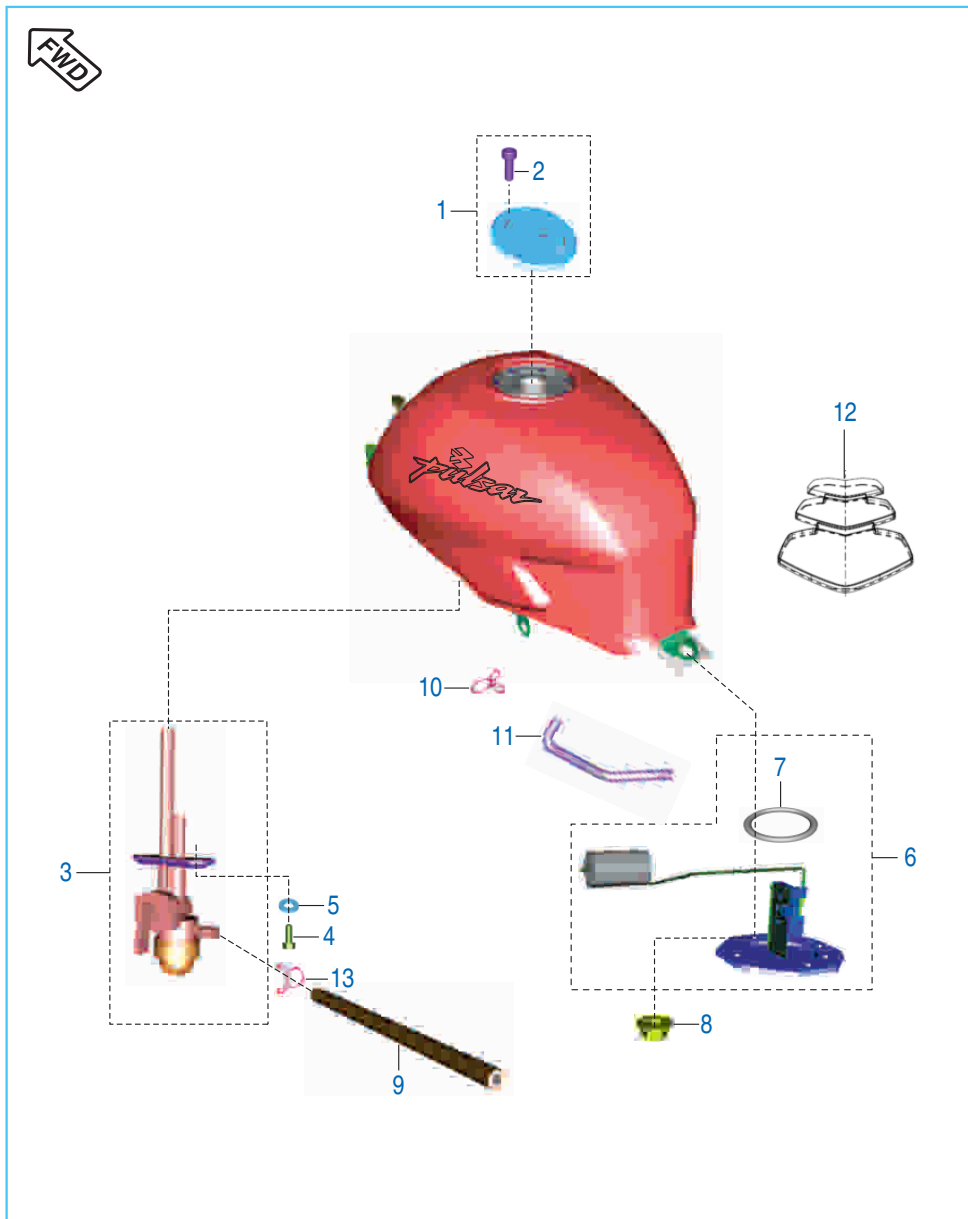
No.	Part No.	Description	Qty.	Remarks
21	DK 1810 20	Oil Seal Stopper	2	
22	DK 1810 21	Inner Dust Seal	2	
23	DK 1810 22	Bolt Fork	2	
24	DK 1810 23	'O' Ring	2	
25	DK 1810 24	Under Bracket Assembly	1	
26	DK 1810 25	Spring Washer	2	
27	DK 1810 28	Hex Bolt - M10 x 1.5 x 40	2	
28	DG 1810 03	Washer Plain	1	
29	DG 1810 04	Oil Seal	1	
30	DG 1810 05	Bearing Cone	1	Included In Kit No. : 36 DV00 07
31	56 DK33 Y9	Upper Bracket	1	
32	DK 1810 40	Hose Clamp	1	
33	59 0400 05	Bolt	1	

Fittings Petrol Tank Spoiler, Side Cover & Cover Seat



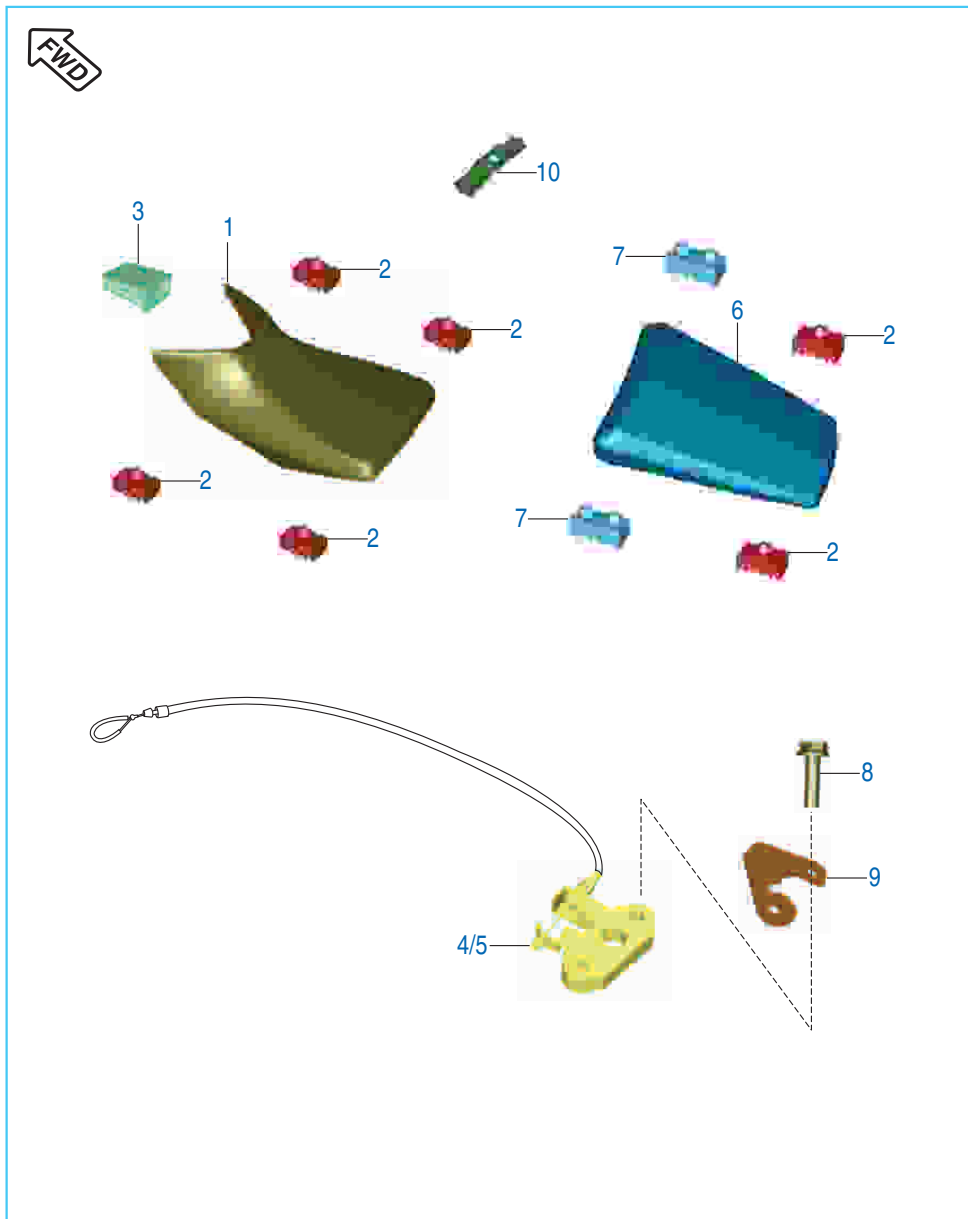
No.	Part No.	Description	Qty.	Remarks
1	JW 1710 07	Dual Lock Tape 3M - Size 15 x 20	2	
2	DG161121	Screw	2	
3	39 2424 11	Plain Washer	1	
4	DH 1410 23	Damper Rear	1	
5	DK 1410 17	Damper Tank Middle	1	
6	39 1556 04	Flanged Bolt	1	
7	DH 1611 58	Grommet Side Cover Rear	2	
8	DH 1611 33	Grommet Side Cover Rear	2	
9	DK 1611 71	Rubber Flap For Seat Cowl LH	1	
10	DK 1611 72	Rubber Flap For Seat Cowl RH	1	
11	31 1610 18	Damper	1	
12	DJ 1410 08	Damper Front	2	
13	39 1789 24	Washer nylon	1	
14	JD 1710 16	Round head screw (black)	1	

Cap Tank & Gauge Fuel



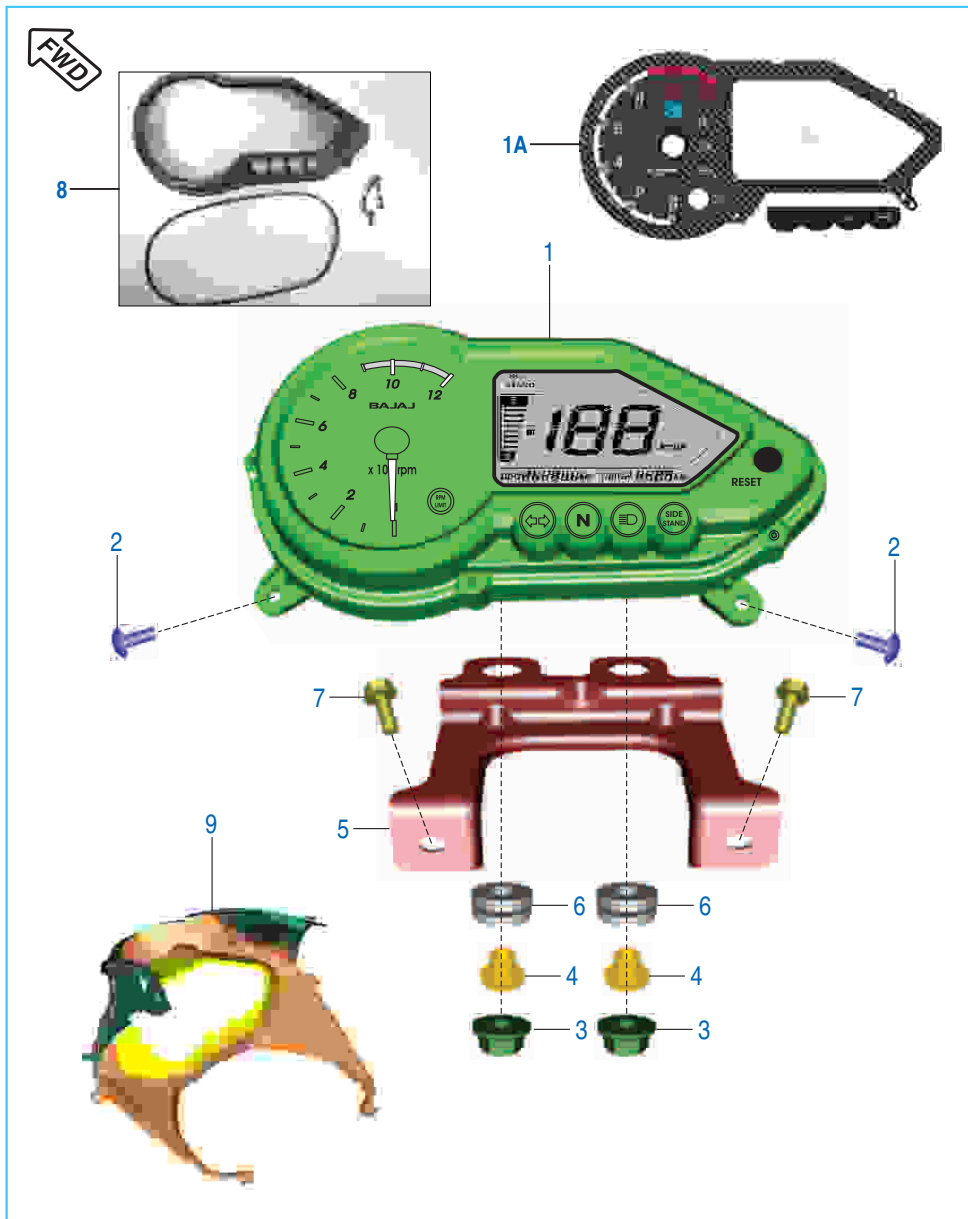
No.	Part No.	Description	Qty.	Remarks
1	DK 1810 99	Lock Set EVAP Two TR	1	
2	KA CA05 16	Hex. Soc Hd. Cap Screw	7	
3	DJ 1410 56	Petrol Cock	1	
	JD 1716 02	Tap fuel (Iran export)	1	For ABS Model
4	DD 1412 27	Bolt Flanged	2	
5	39 0740 11	Plain Washer	2	
6	DK 2010 65	Gauge Fuel (Tank Unit)	1	
	DK 2011 61	Sensor level fuel	1	For ABS Model
7	39 2758 21	'O' Ring Fuel Gauge	1	
	JH 1710 17	'O' Ring Fuel Gauge	1	
8	KC GA05 05	Nut Hex Flanged	4	
9	DJ 1410 78	Tube Fuel	1	
10	BA 1220 03	Pipe Clip	1	
	DJ 1410 02	Clamp drain pipe	1	For ABS Model
11	DH 1410 24	Drain Tube	1	
12	DK 1410 15	Tank Pad	1	

Seat Assembly & Seat Lock



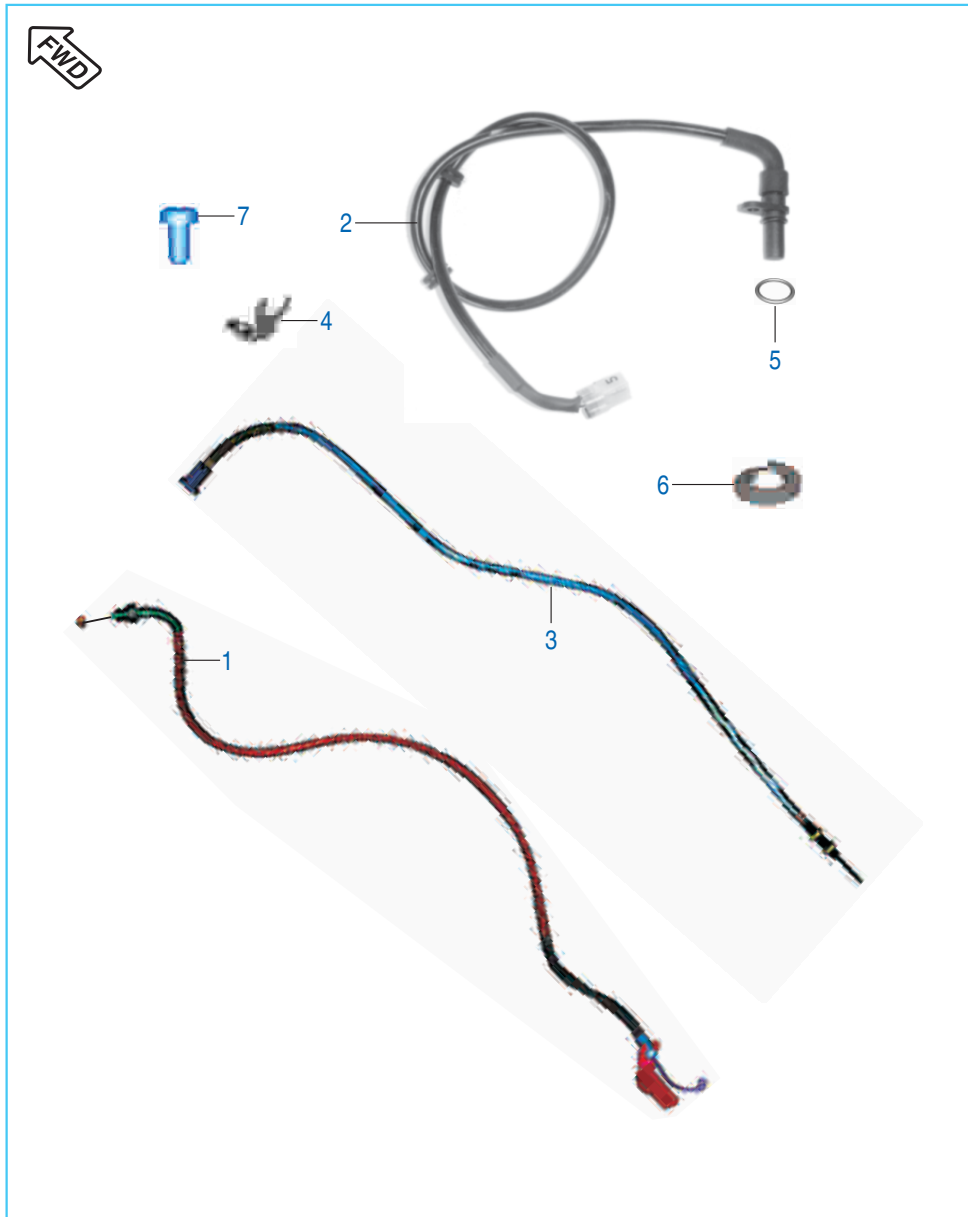
No.	Part No.	Description	Qty.	Remarks
1	DK 2110 12	Seat Assembly comp front	1	
2	DK 2110 09	Damper	4	
3	DK 2110 07	Damper Seat Front	1	
4	DH 1610 46	Lock Assembly seat front	1	
5	DK 2110 08	Lock Assembly seat rear	1	
6	DK 2110 14	Seat Assembly comp rear	1	
7	DS 2110 04	Damper Seat I	2	
8	39 1902 04	Bolt Flange	2	
	KA ED06 25	Bolt flanged small	4	For ABS Model
9	DH 1612 33	Reinforcement Seat Lock	1	
10	DK 1614 22	Bracket Seat Lock - Front Loose	1	

Speedometer Assembly



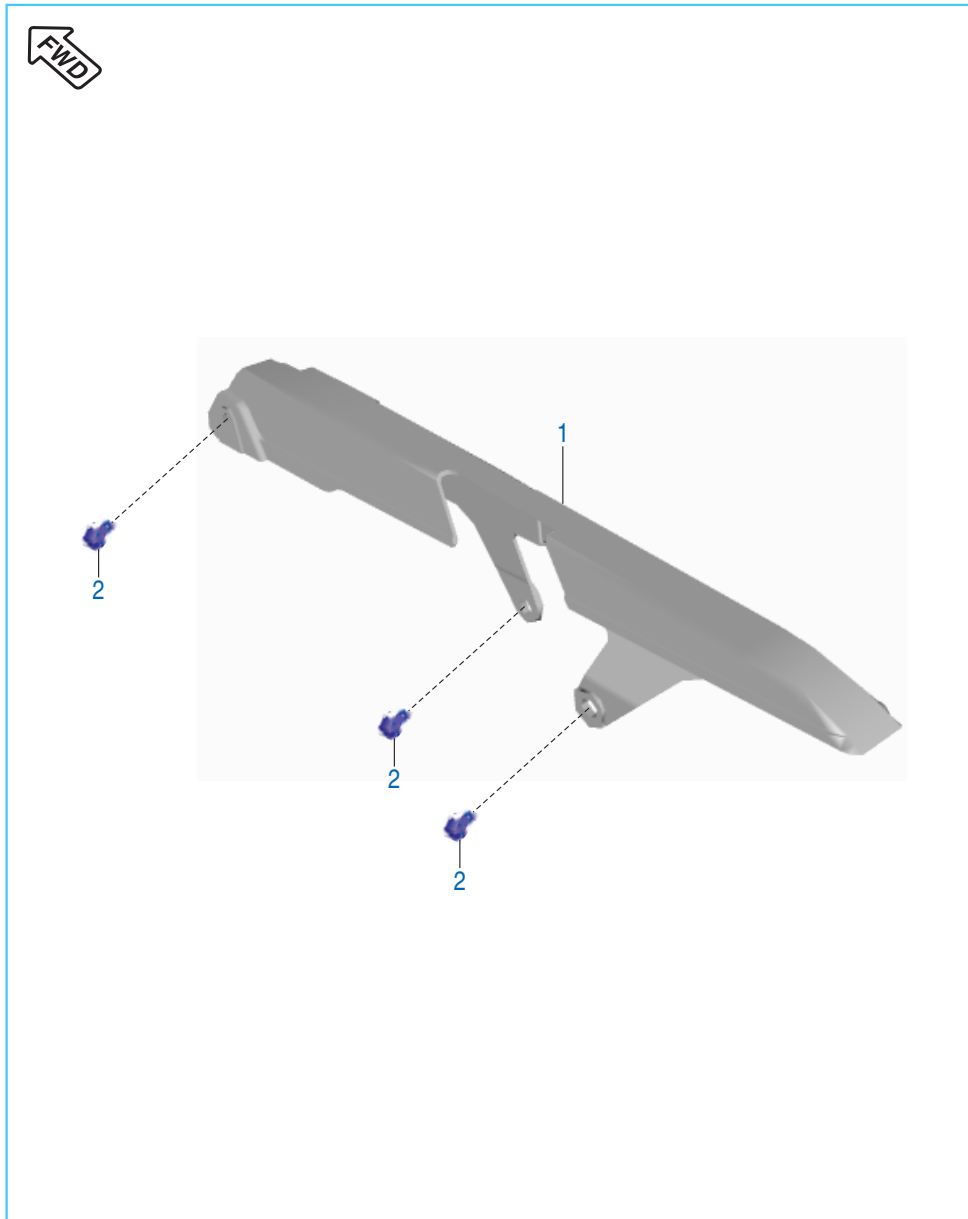
No.	Part No.	Description	Qty.	Remarks
1	DK 1910 39	Speedometer assembly	1	
1A	DK 1910 40	Speedometer assembly	1	For ABS Model
2	39 1778 02	Self Tapping Screw	4	
3	39 1970 15	Nut Flange M8 (fairing Fit.)	4	
4	DK 1613 24	Sleeve Speedometer Support	2	
5	DK 1613 23	Bracket Speedometer Support	1	
6	DK 1610 81	Grommet Speedo Bracket	2	
7	LA D000 77	Bolt Flanged (Speedo Bracket Fit.)	2	
8	YD H190 02	Top cover with sealing ring	1	
	YD K080 01	Top cover & 'O' ring	1	For ABS Model
9	DK 1610 73	Fairing Back Cover	1	

Cables



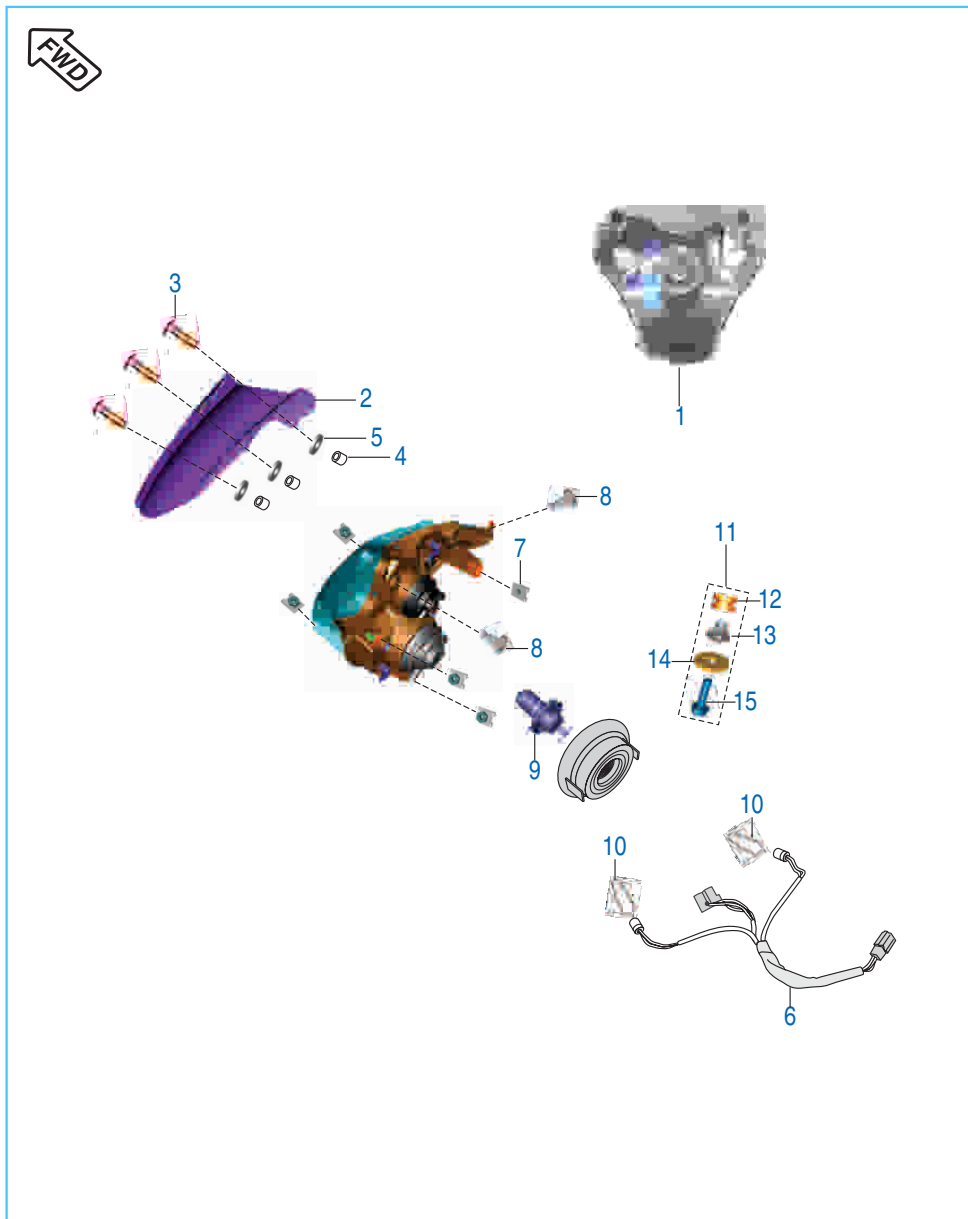
No.	Part No.	Description	Qty.	Remarks
1	JC 1910 19	Cable Accelerator	1	
2	JC 1910 04	Cable Clutch	1	
3	DK 2010 98	Speed Sensor Cable	1	
4	JC 2010 46	Stopper	1	N.I.
5	59 2100 19	O-Ring	1	
6	39 0900 12	Washer Spring	1	
7	39 0840 01	Screw Pan Head	1	

Chain Case



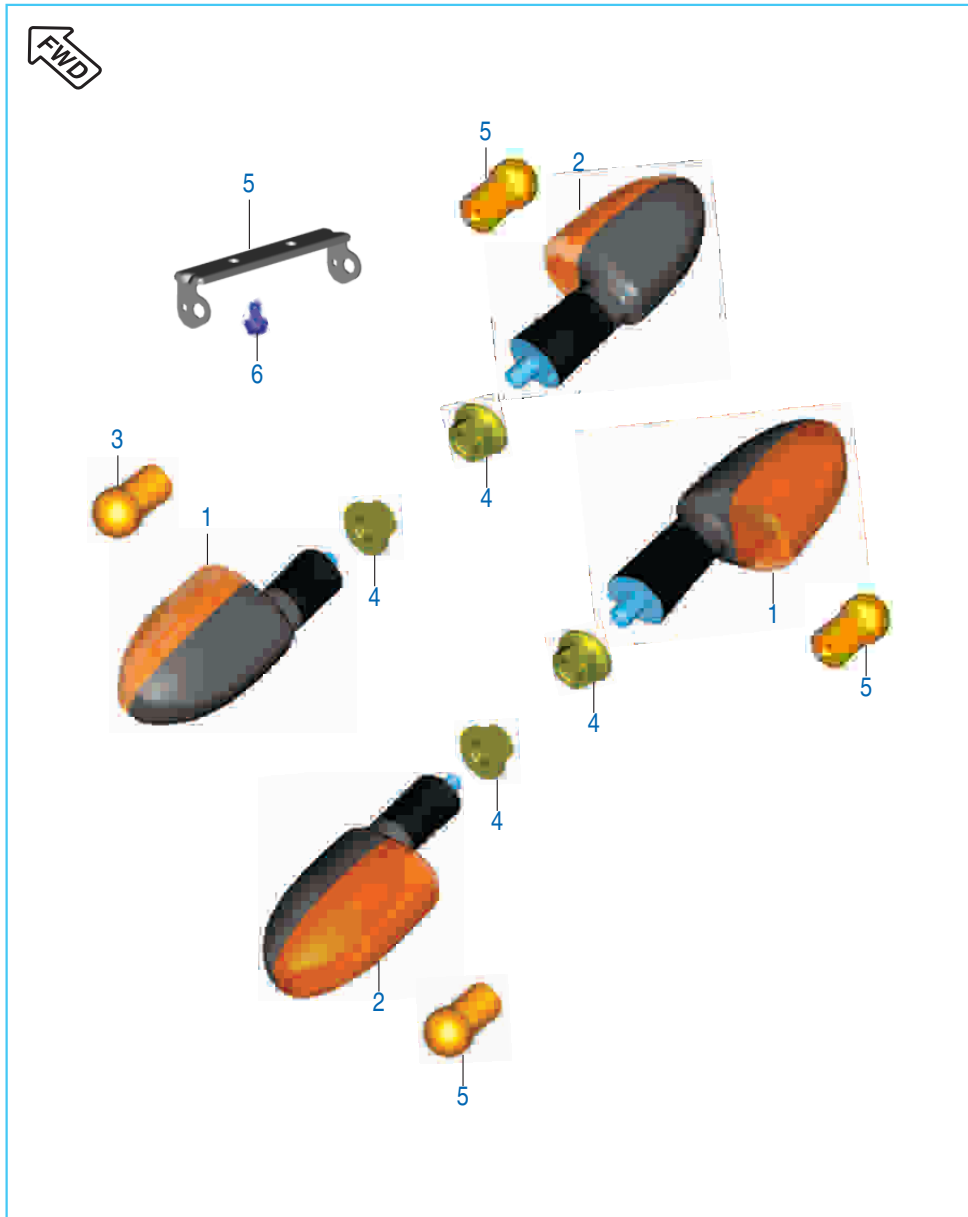
No.	Part No.	Description	Qty.	Remarks
1	DK 1612 50	Cover Chain Assembly	1	
2	39 1680 04	Bolt	3	

Head Lamp Assembly



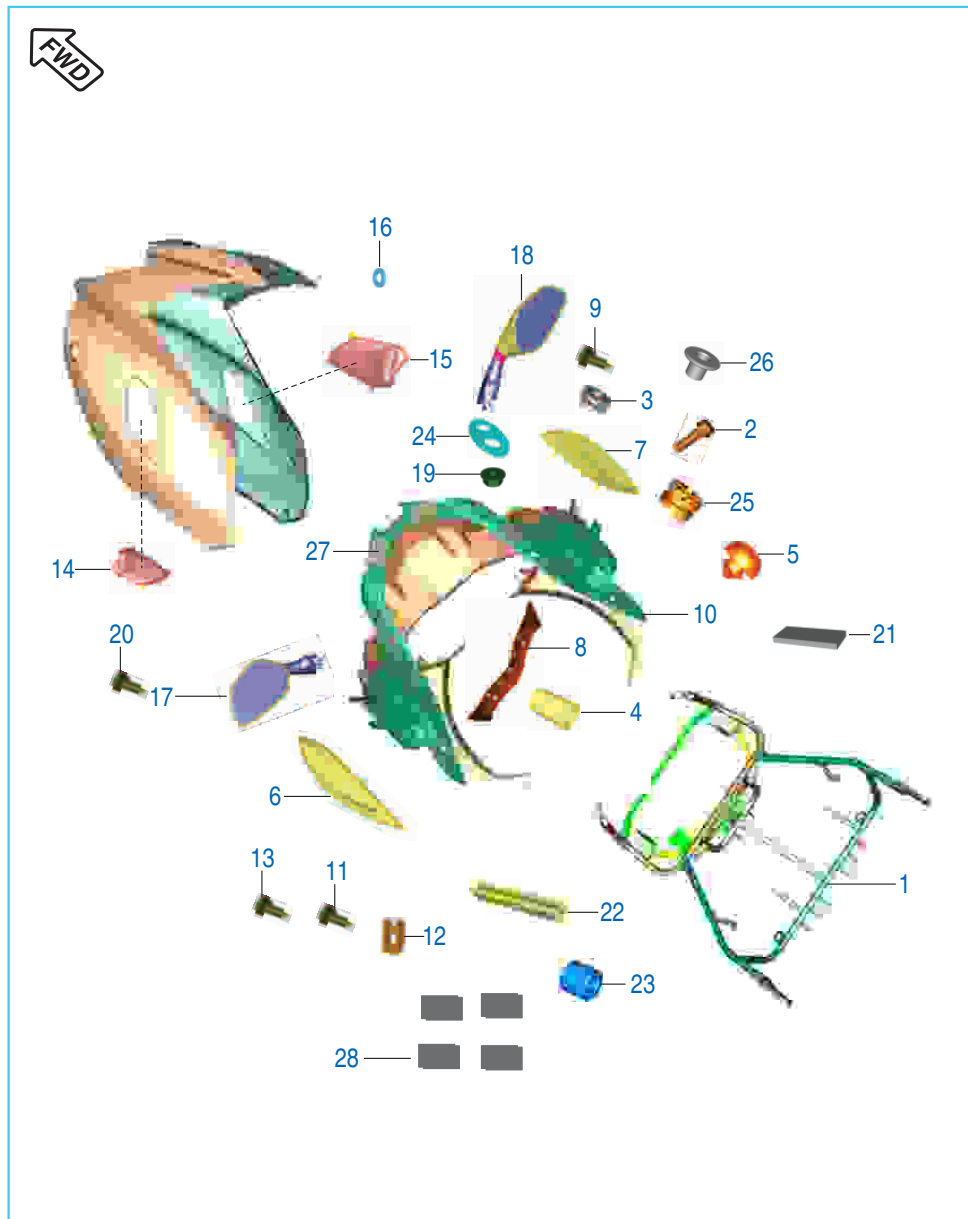
No.	Part No.	Description	Qty.	Remarks
1	DK 2011 19	Head Lamp Assly. without bulb	1	
2	DK 1610 69	Wind Shield	1	
3	DK 1611 51	Screw Cross Recessed	6	
4	DL 1810 10	Well Nut	6	
5	39 2141 24	Washer Nylon	6	
6	DK 2011 17	Wiring harness for HL	1	
7	DJ 1810 65	Clip Nut	5	
8	DG 1611 21	Screw	2	
	KB UF05 16	Screw truss - M5 x 0.8 x L16	2	For ABS Model
9	DK 2010 43	Headlight bulb	2	
10	DJ 2010 72	Lamp - Position 12V / 5W	2	
11	36 DK00 21	Kit hardware mtg. bracket	1	Refer Kit Details
12	DJ 1810 64	Grommet Fairing Mounting	3	
13	DJ 1810 29	Collar Fairing Mounting	3	
14	39 0211 11	Washer Plain	3	
	LD B000 15	Washer plain	3	For ABS Model
15	39 1950 04	Bolt - Flanged - Small	3	
	KA ED06 12	Bolt flanged small	2	For ABS Model

Indicator Light Assembly



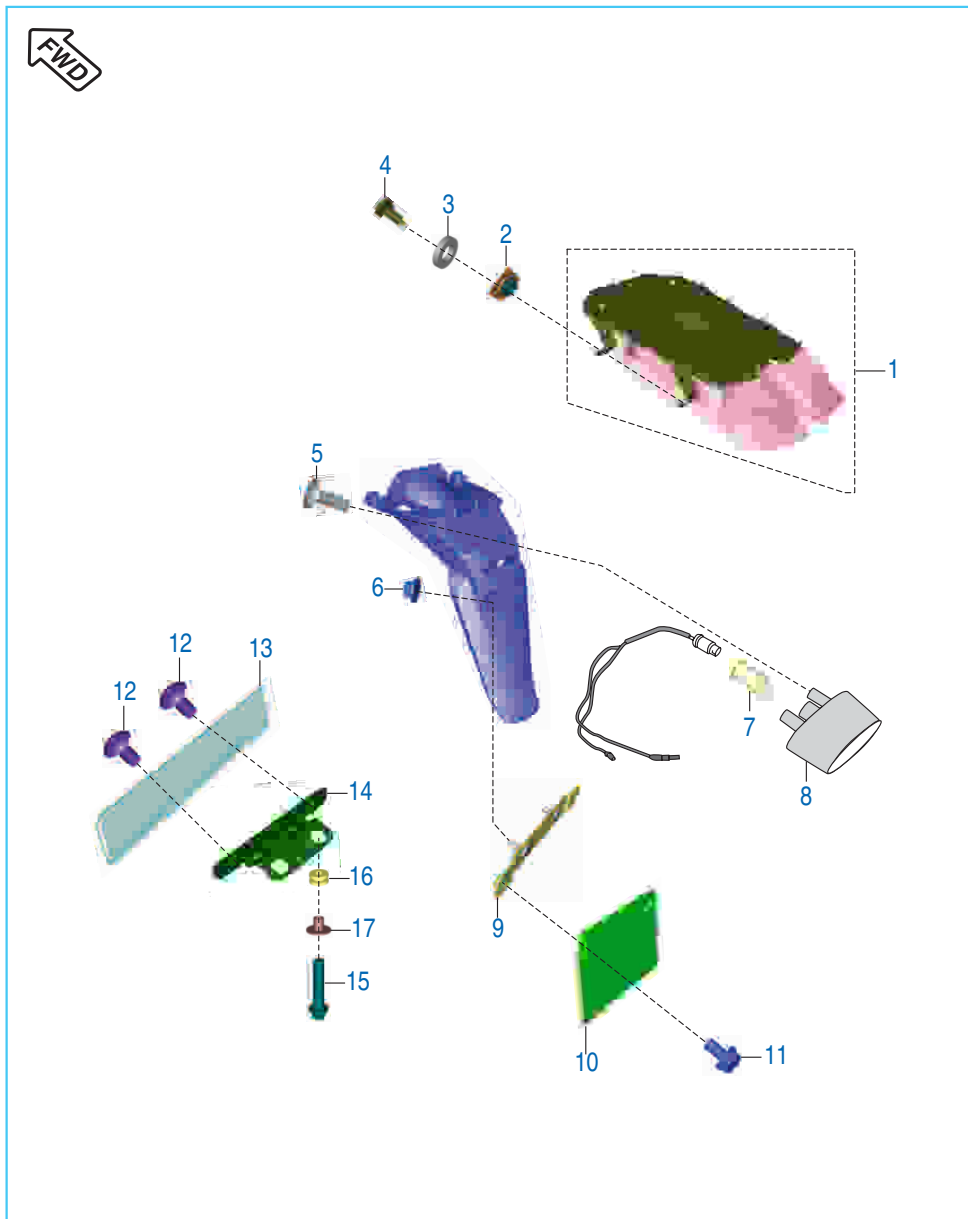
No.	Part No.	Description	Qty.	Remarks
1	DJ 2012 07	Blinker RR RH With 2P Coupler	2	
2	DJ 2012 06	Blinker RR LH With 2P Coupler	2	
3	GH 2010 12	Lamp	4	
4	39 1225 15	Hex Nut Flange	4	
5	DK 1611 64	Indicator Mounting Bracket	1	
6	39 1680 04	Bolt	2	

Fairing & Mounting



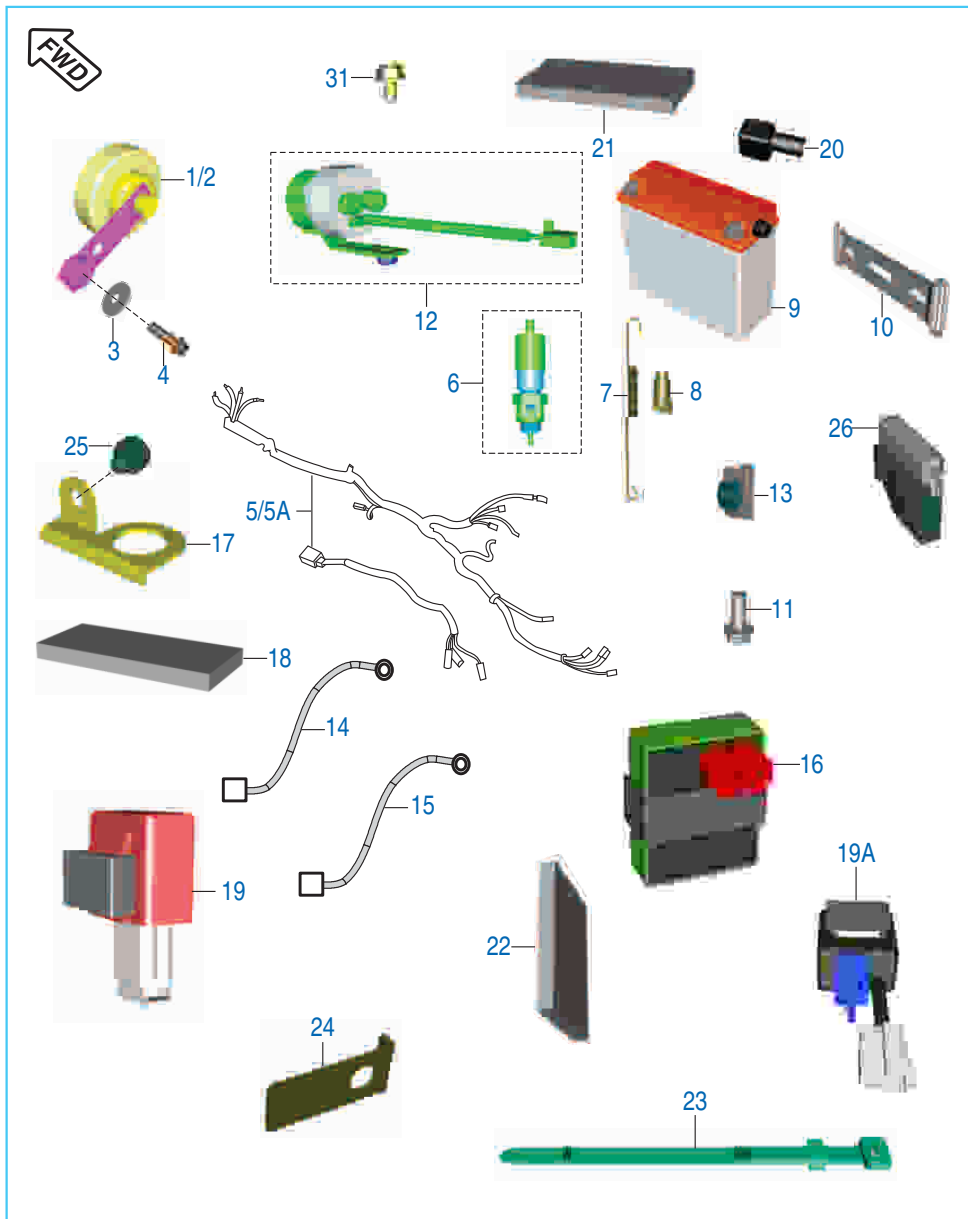
No.	Part No.	Description	Qty.	Remarks
1	DK 1613 17	Fairing Structure Assembly	1	
2	39 1957 04	Flange bolt	2	
3	DK 1610 81	Rubber grommet Fairing mtg.	4	
4	DK 1610 82	Sleeve Fairing	2	
5	DK 1611 26	Damper for fairing	4	
6	DK 1610 70	Fairing Air Intake LH	1	
7	DK 1610 71	Fairing Air Intake RH	1	
8	DK 1610 72	Fairing Under Cover	1	
9	59 0200 01	Self Tapping Screw	4	
10	DK 1610 73	Fairing Back Cover	1	
11	39 1778 02	Self Tapping Screw For Speedo	4	
12	DJ 1612 29	Clip nut	4	
13	39 1907 01	Screw	4	
14	DK 1610 76	Fairing Mesh LH	1	
15	DK 1610 77	Fairing Mesh RH	1	
16	39 1918 24	Washer Nylon	6	
17	DK 2210 14	Mirror Assembly LH	1	
18	DK 2210 15	Mirror Assembly RH	1	
19	DK 2210 01	Nut for mirror	4	
	KA DD06 10	Bolt flanged	4	
20	DK 1611 51	Screw Cross Recessed	6	
21	DK 1612 10	Tape	8	
22	DK 1810 74	Beading	1	
23	DK 1611 52	Bush Nylon for Fairing	2	
24	DK 1611 25	Rubber For Mirror	2	
25	DJ 1810 64	Grommet Fairing Mounting	5	
26	DJ 1810 29	Collar Fairing Mounting	5	
27	DK 1612 09	TAPE I	4	
28	JN 1810 31	Foam Fairing	4	

Tail Lamp Assembly & Front / Rear Number Plate



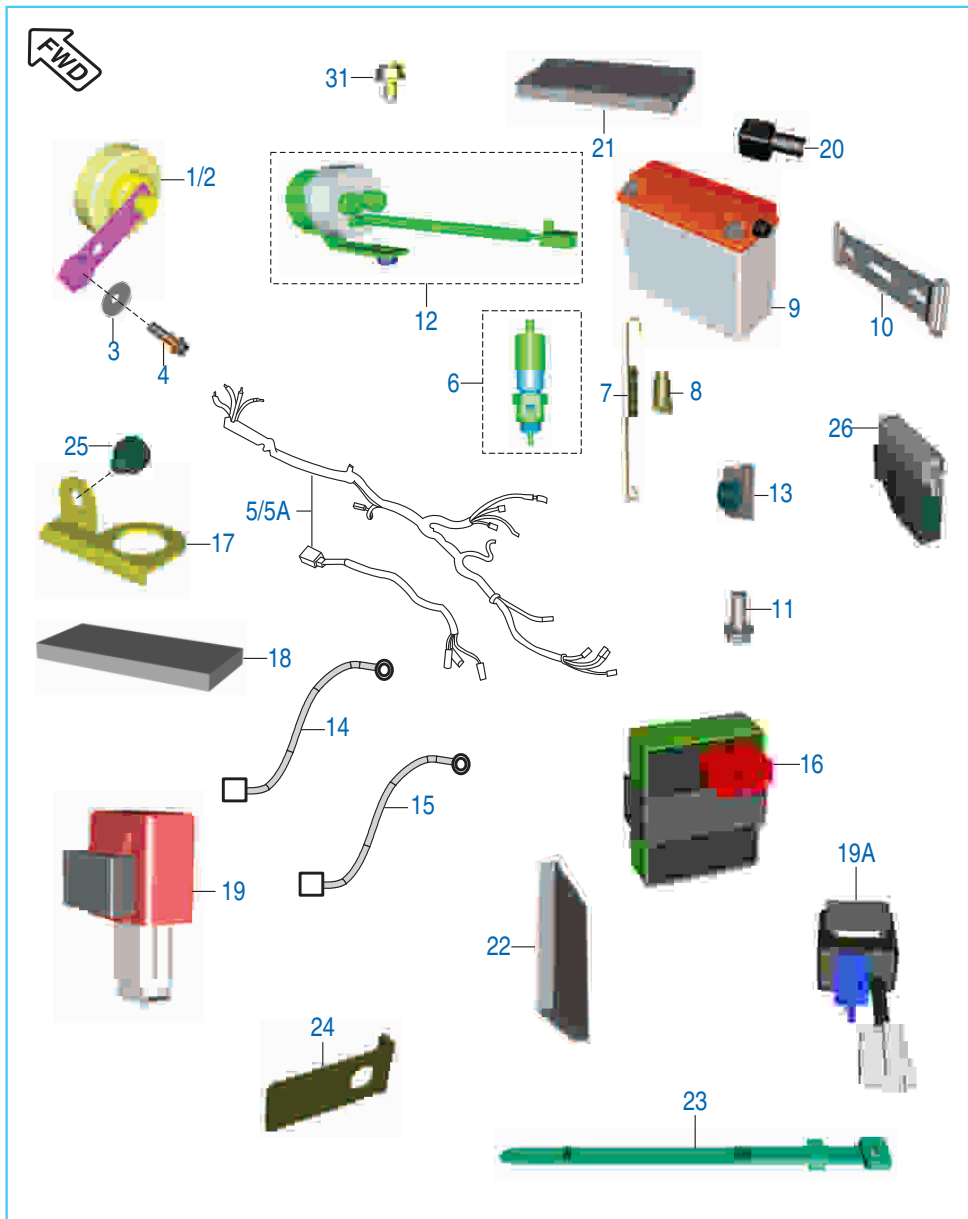
No.	Part No.	Description	Qty.	Remarks
1	DK 2010 03	Tail Light With Lamp	1	
2	DK 1611 53	Clip Nut	4	
3	39 2451 11	Plain Washer	4	
4	39 2592 01	Screw Pan Cross M4	4	
	KB BA04 16	Screw pan cross	4	For ABS Model
5	39 1907 01	Truss Screw	2	
	KB UF05 16	Screw truss	2	For ABS Model
6	39 1972 15	Nut Flange	2	
7	DJ 2010 72	Lamp 12V-5W	1	
8	JW 4010 11	Number Plate Illumination	1	
9	DJ 1610 72	Rear Number Plate Bracket	1	
	PA 2328 06	Rear Number Plate Bracket	1	HSRP No. Plate
10	36 PD00 56	Kit Rear Number Plate (Bolts Included)	1	
11	39 1680 04	Hex Flanged Bolt	2	
12	39 1783 01	Truss Screw	2	For Front No. Plate
13	36 DH40 96	Kit Front Number Plate (Screw Included)	1	
14	DS 1810 26	Number Plate Mounting Bracket	1	
	DK 1614 82	Number Plate Mounting Bracket	1	HSRP No. Plate
15	39 1062 04	Bolt - Flanged - Small	2	
16	DH 1612 93	Grommet For Number Plate Mounting	2	
17	DJ 1810 83	Sleeve	2	

Electrical Equipments



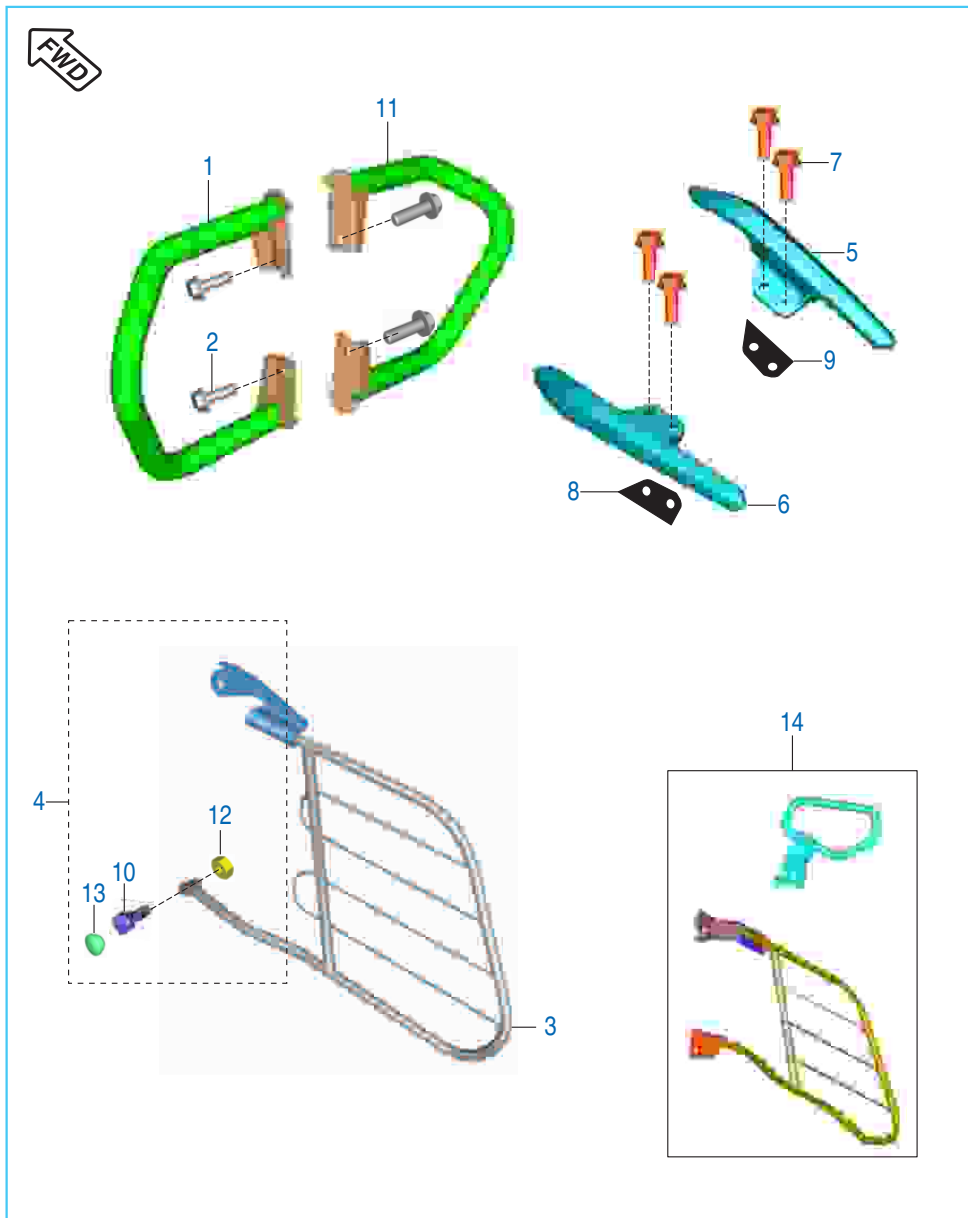
No.	Part No.	Description	Qty.	Remarks
1	DK 2010 37	Horn LH stay	1	
2	DK 2010 38	Horn RH stay	1	
3	39 1507 11	Plain Washer	1	
4	39 1956 04	Flange Bolt	1	
5	DK 2011 53	Wiring Harness	1	
5A	DK 2011 59	Wiring Harness	1	AHO Model
	DK 2011 56	Harness wiring	1	For ABS Model
6	31 2010 79	Rear Brake Switch	1	
7	DK 1910 14	Spring Brake Switch	1	
8	DH 2010 19	Grommet Rear Brake Switch	1	
9	DJ 2012 40	Battery (12V-9A) MF Wet Charged	1	
10	DJ 1612 47	Band Battery	1	
11	39 1551 04	Flange Bolt	1	
12	DK 2010 78	Starter Relay / Damper	1	
13	DJ 1810 65	Clip Nut	4	
14	JC 2010 27	Cable Assly. (St. Motor to St. Relay)	1	
15	DK 2010 28	Cable Assembly (Battery to Earth)	1	
16	DK 1110 81	CDI Non TPS Assembly	1	
17	DK 1611 63	Bracket Rear Brake Switch	1	
18	JG 4018 08	Foam Battery Bracket 35 x 15 x 3	3	
19	DS 2010 25	Assembly DC Flasher (SS)	1	
19A	DT 4020 06	Light Control Module	1	AHO Model
20	AB 2010 17	Cap (Battery)	1	

Electrical Equipments



No.	Part No.	Description	Qty.	Remarks
21	DJ 1610 06	Pad I Battery Bracket	1	
22	DJ 1610 07	Rubber Pad II Bracket	2	
23	DK 2010 49	Clamp Harness (Strip Clamp)	1	
24	DH 1011 99	Stopper Plate (Wiring Harness)	1	
25	39 2475 04	Hex. Head bolt / flange M6	1	
26	GL 4022 10	Fuse box blade type spare fuse	1	
27	AH 4022 86	Fuse 7.5A	2	
28	DT 4022 27	Fuse 5A Mini	2	
29	JG 4022 28	Fuse mini 10A (Blade type)	2	
30	AP 2010 25	Fuse 15A Blade type	3	
31	KA DD06 10	Bolt flanged	1	

Leg Guards, Saree Guard & Grab Handle



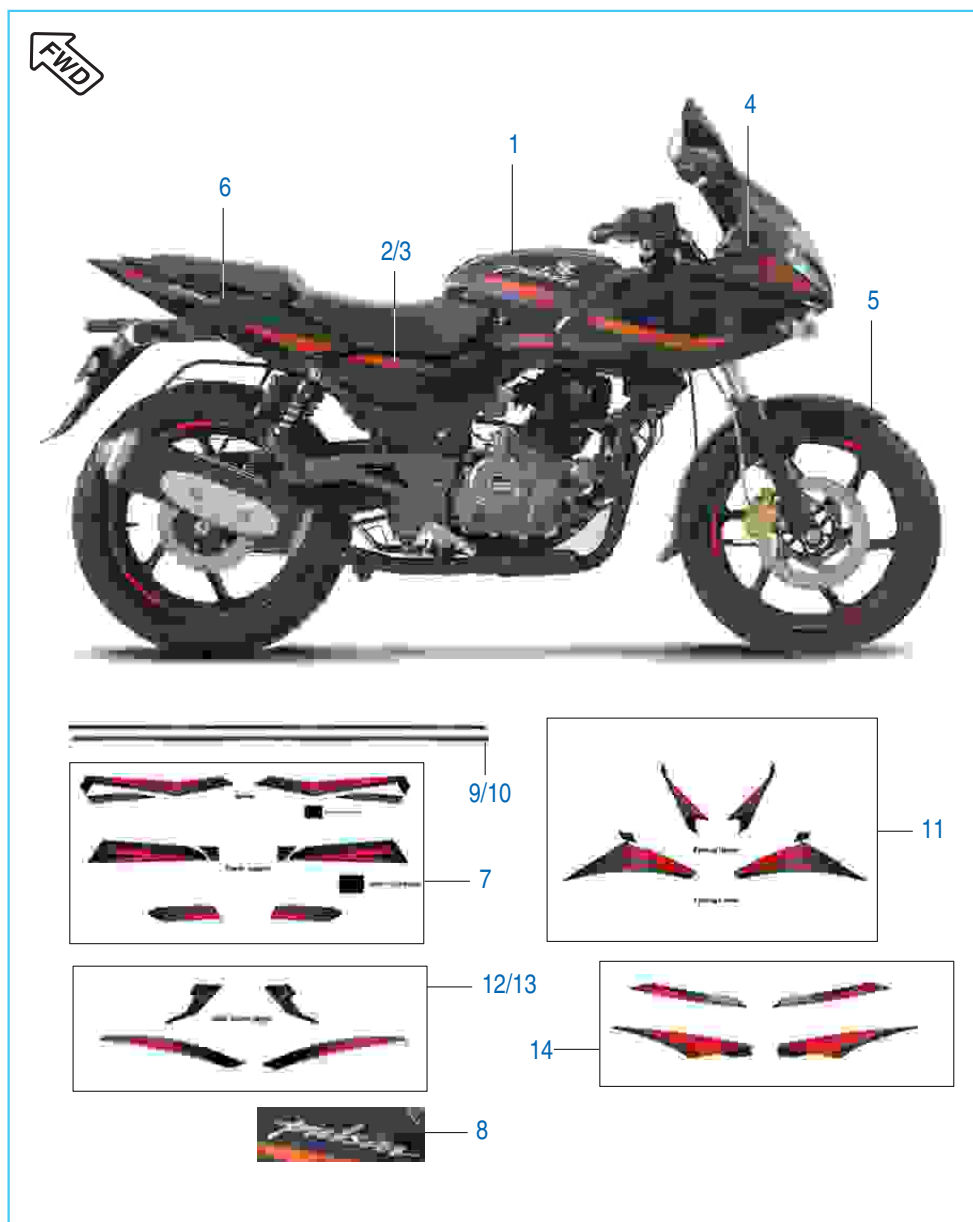
No.	Part No.	Description	Qty.	Remarks
1	DJ 2210 20	Leg Gaurd LH	1	
2	KA DA08 14	Bolt Flanged	4	
3	DK 1611 76	Sari Guard Assembly	1	
4	36 DK00 23	Kit Hardware Saree Guard	1	Refer Kit Details
5	DK 1612 17	Grab handle LH Black	1	
6	DK 1612 18	Grab handle RH Black	1	
7	39 2310 04	Bolt Flange	4	
	KA DF08 25	Bolt flanged	4	For ABS Model
8	DJ 1610 79	Foam LH For grab	1	
9	DJ 1610 80	Foam RH For grab	1	
10	39 1608 04	Hex Socket Hd Bolt - M10	1	
11	DJ 2210 21	Leg Guard RH	1	
12	39 0296 15	Hexagon Nut - M10	1	
13	DD 2210 03	Plug	1	
14	36 DJ40 88	Kit saree guard + grab + fitting	1	Refer kit list

Tool Kit



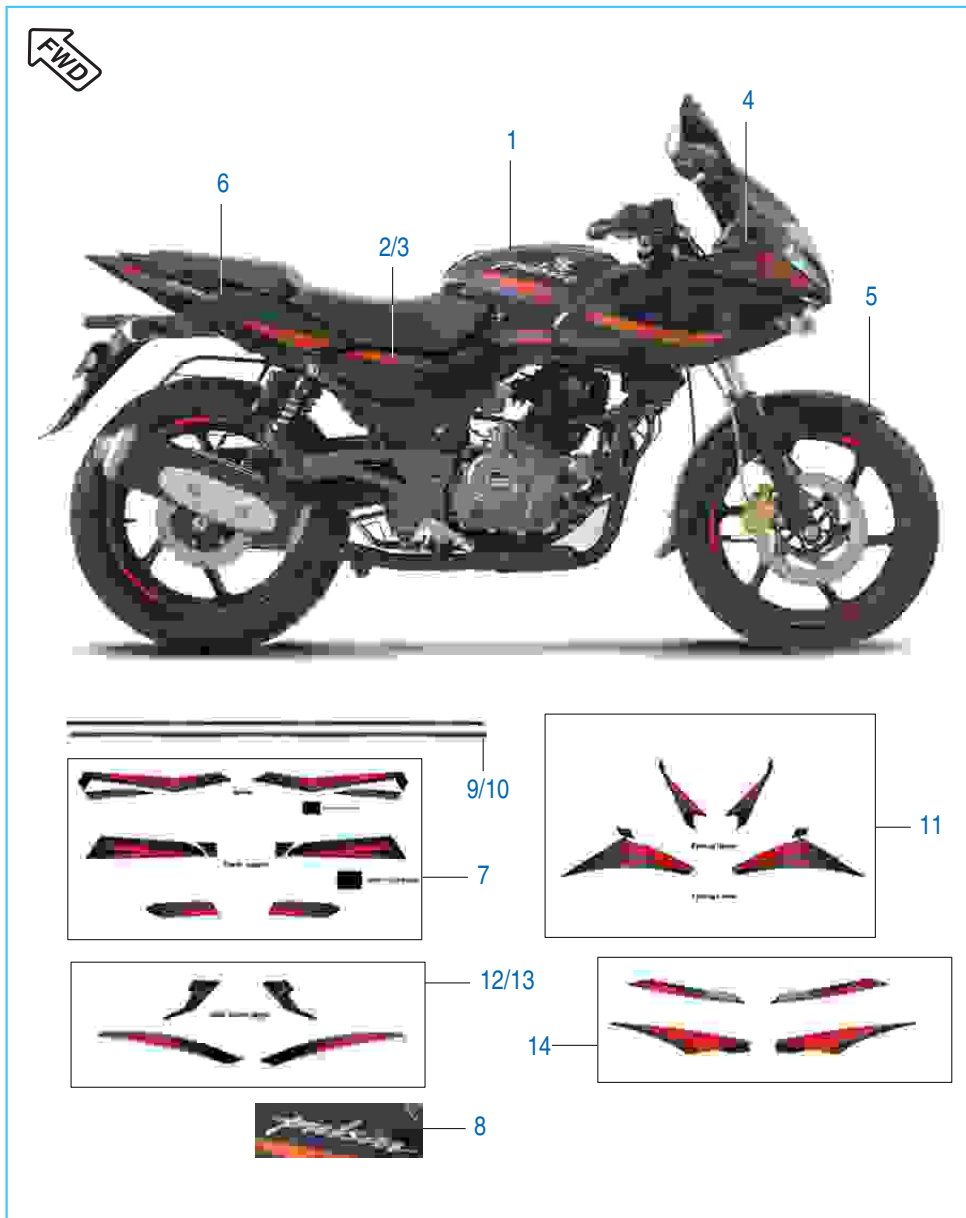
No.	Part No.	Description	Qty.	Remarks
1	DJ 2210 19	Tool Kit	1	
*	DJ 2210 14	Screw Driver	1	Not service separately
*	DH 2210 03	Tool Bag	1	Not service separately
*	30 2210 09	Tool bar	1	Not service separately
*	DG 2210 10	Tool wrench	1	Not service separately
2	DK 2210 24	Band Tool Kit	2	

Painted Parts & Decals



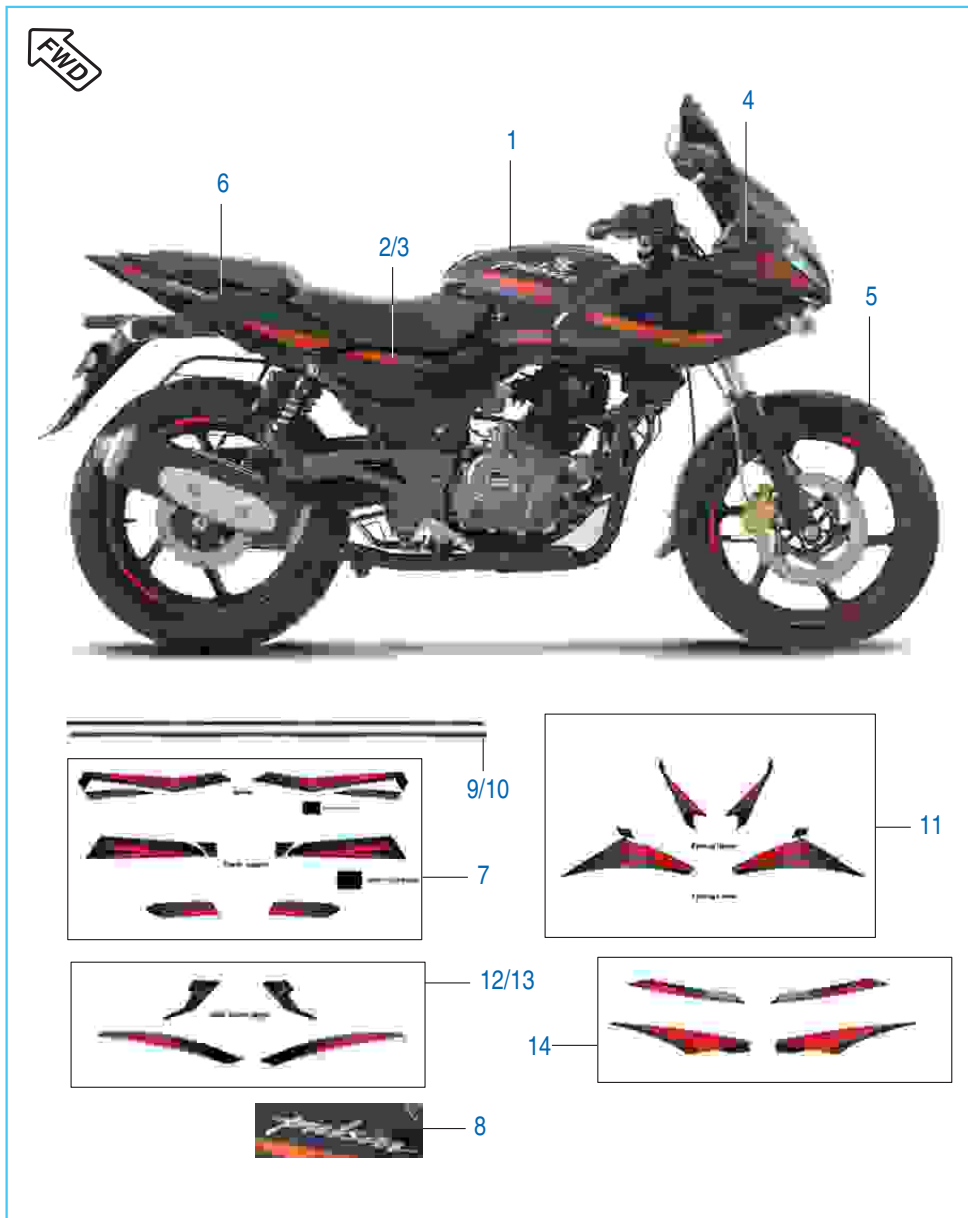
No.	Part No.	Description	Qty.	Remarks
1	52 DK07 21	Fuel Tank BS IV EB BLK + 3D Decal	1	
	52 DK07 22	Fuel Tank BS IV Royal Blue + Decal + L	1	
	52 DK08 31	Fuel Tank BS4 Ebony Blk + New Decal	1	From April 17
	52 DK08 57	Fuel Tank Passion Red With Decal	1	From April 17
	52 DK08 32	Fuel Tank Royal Blue + New Decal	1	From April 17
	52 DK07 27	Fuel tank BS IV flame red + Decal + L	1	Flame Red
2	52 DJ09 51	Assly Cover Side LH Eb Blk	1	
	52 DJ09 56	Assly Cover Side LH Royal Blue	1	
	52 DH15 27	Side Cover LH Asly Dcl Kh. Eb. Bl	1	From April 17
	52 DH15 99	Side Cover LH Assy Passion Red	1	From April 17
	52 DH15 28	Side Cover LH Assembly Decal Royal Blue	1	From April 17
	52 DH13 68	Side cover LH assy with decal flame red	1	Flame Red
3	52 DJ09 52	Assly Cover Side RH Eb Blk	1	
	52 DJ09 57	Assly Cover Side RH Royal Blue	1	
	52 DH15 29	Side Cover RH Asly. Wh Dcl Khi Eb. Blk	1	From April 17
	52 DH16 00	Side Cover RH Assy Passion Red	1	From April 17
	52 DH15 30	Side Cover RH With Decal Royal Blue	1	From April 17
	52 DH13 69	Side cover RH assy with decal flame red	1	Flame Red
4	52 DK06 31	Fairing Ebony Black With Dcl	1	
	52 DK06 62	Fairing Royal Blue + Dcl	1	
	52 DK08 25	Fairing Ebony Black BS4 New Decal	1	From April 17
	52 DK08 56	Fairing With Decal Passion Red	1	From April 17
	52 DK08 27	Fairing Royal Blue New Decal	1	From April 17
	52 DK07 25	Fairing flame red + decal	1	Flame Red
5	52 DJ05 65	Front Fender Assly Ebony Black	1	
	56 DK05 7Q	Front Fender Royal Blue	1	
	56 DK05 4R	Painted Fender Front - Passion Red	1	From April 17
	52 DJ10 13	Front fender assembly flame red	1	Flame Red

Painted Parts & Decals



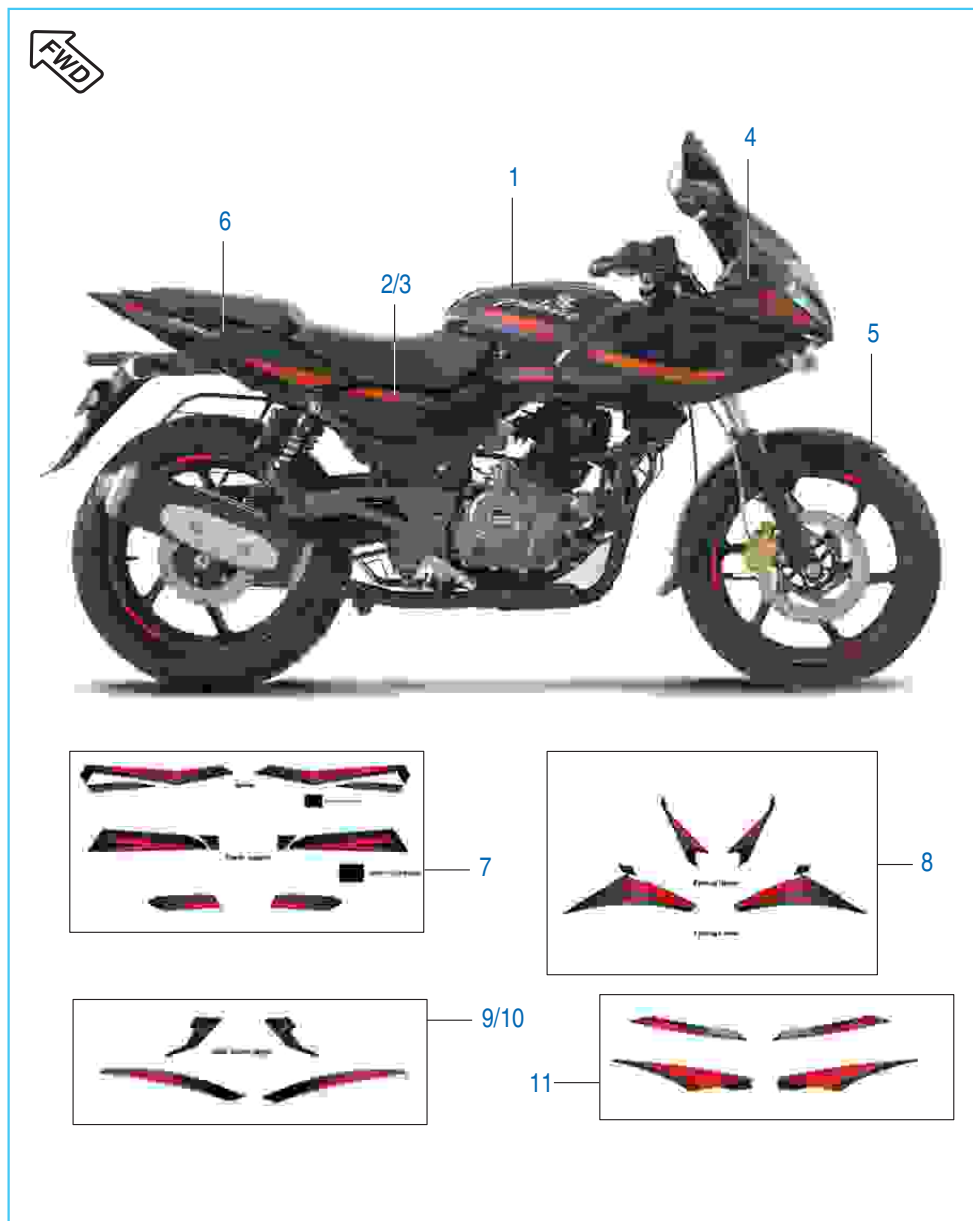
No.	Part No.	Description	Qty.	Remarks
6	52 DK06 32	Seat Cowl Ebony Black With Dcl	1	
	52 DK06 63	Seat Cowl Royal Blue + Dcl	1	
	52 DK08 21	Seat Cowl Ebony Black Bs4 New Decal	1	From April 17
	52 DK08 55	Seat Cowl Painted With Decal Passion Red	1	From April 17
	52 DK08 23	Seat Cowl Royal Blue New Decal	1	From April 17
	52 DK07 29	Seat cowl assembly flame red with decal	1	Flame Red
7	36 DK01 24	Kit Tank Dcl Royal Blue	1	
	36 DK01 21	Kit Tank Dcl Red	1	
	36 DK01 32	Kit Decal Tank Ebony Black	1	From April 17
	36 DK01 43	Kit Decal Tank Passion Red	1	From April 17
	36 DK01 35	Kit Decal Tank Royal Blue	1	From April 17
	36 DK01 30	Kit tank decal flame red	1	Flame Red
8	DJ 1614 16	Tank Decal 'Pulsar'	2	
9	DH 0101 20	Decal Wheel LH-Red	2	
	DH 0101 42	Decal Wheel LH-Blue	2	
	DH 0102 09	Decal Wheel LH-Silver	2	From April 17
	DH 0101 67	Decal Wheel LH-Red	4	Flame Red
10	DH 0101 21	Decal Wheel RH-Red	2	
	DH 0101 43	Decal Wheel RH-Blue	2	
	DH 0102 10	Decal Wheel RH-Silver	2	From April 17
	DH 0101 68	Decal Wheel RH-Red	4	Flame Red
11	36 DK01 22	Kit Fairing Decal Red	1	
	36 DK01 23	Kit Fairing Decal Royal Blue	1	
	36 DK01 31	Kit Decal Fairing Ebony Black	1	From April 17
	36 DK01 42	Kit Decal Fairing Passion Red	1	From April 17
	36 DK01 34	Kit Decal Fairing Royal Blue	1	From April 17
	36 DK01 29	Kit fairing decal flame red	1	Flame Red

Painted Parts & Decals



No.	Part No.	Description	Qty.	Remarks
12	36 DJ40 65	Kit LH Side Cover Decal Red	1	
	36 DK01 25	Kit LH Side Cover Decal Royal Blue	1	
	36 DK01 37	Kit Decal Side Cover LH Ebony Black	1	From April 17
	36 DH41 28	Kit Decal Side Cover LH Passion Red	1	From April 17
	36 DK01 39	Kit Decal Side Cover LH Royal Blue	1	From April 17
	36 DH41 09	Kit decal side cover LH flame red	1	Flame Red
13	36 DJ40 66	Kit RH Side Cover Decal Red	1	
	36 DK01 26	Kit RH Side Cover Decal Royal Blue	1	
	36 DK01 38	Kit Decal Side Cover RH Ebony Black	1	From April 17
	36 DH41 29	Kit Decal Side Cover RH Passion Red	1	From April 17
	36 DK01 40	Kit Decal Side Cover RH Royal Blue	1	From April 17
	36 DH41 10	Kit decal side cover RH flame red	1	Flame Red
14	36 DK01 20	Kit Seat Cowl Decal Red	1	
	36 DK01 27	Kit Seat Cowl Royal Blue	1	
	36 DK01 33	Kit Decal Seat Cowl Ebony Black	1	From April 17
	36 DK01 44	Kit Decal Seat Cowl Passion Red	1	From April 17
	36 DK01 36	Kit Decal Seat Cowl Royal Blue	1	From April 17
	36 DK01 28	Kit decal seat cowl flame red	1	Flame Red


Painted Parts & Decals - Cocktail Wine Red & Saffire Blue



No.	Part No.	Description	Qty.	Remarks
1	52 DK09 11	Fuel Tank Bs4 Cocktail Wine Red	1	Cocktail Wine Red
	52 DK09 10	Fuel Tank Bs4 Saffire Blue	1	Saffire Blue
2	52 DH16 60	Assly Cover Side LH / C.Wine Red	1	Cocktail Wine Red
	52 DH16 50	Assly Cover Side LH / Saffire Blue	1	Saffire Blue
3	52 DH16 61	Assly Cover Side RH / C.Wine Red	1	Cocktail Wine Red
	52 DH16 51	Assly Cover Side RH / Saffire Blue	1	Saffire Blue
4	52 DK09 08	Fairing Cocktail Wine Red	1	Cocktail Wine Red
	52 DK09 06	Fairing Saffire Blue	1	Saffire Blue
5	52 DJ05 22	Front Fendor Cocktail Wine Red	1	Cocktail Wine Red
	52 DJ05 20	Front Fender Saffire Blue	1	Saffire Blue
6	52 DK09 04	Seat Cowl Cocktail Wine Red	1	Cocktail Wine Red
	52 DK09 02	Seat Cowl Saffire Blue	1	Saffire Blue
7	36 DK01 49	Kit Tank Decal Wine Red	1	Cocktail Wine Red
	36 DK01 46	Kit Tank Decal S Blue	1	Saffire Blue
8	36 DK01 48	Kit Fairing Dcl Wine Red	1	Cocktail Wine Red
	36 DK01 45	Kit Fairing Dcl S Blue	1	Saffire Blue
9	36 DH41 37	Kit Side Cover LH Wine Red	1	Cocktail Wine Red
	36 DH41 33	Kit Side Cover LH S Blue	1	Saffire Blue
10	36 DH41 38	Kit Side Cover RH Wine Red	1	Cocktail Wine Red
	36 DH41 34	Kit Side Cover RH S Blue	1	Saffire Blue
11	36 DK01 50	Kit Seat Cowl Dcl W Red	1	Cocktail Wine Red
	36 DK01 47	Kit Seat Cowl Dcl S Blue	1	Saffire Blue

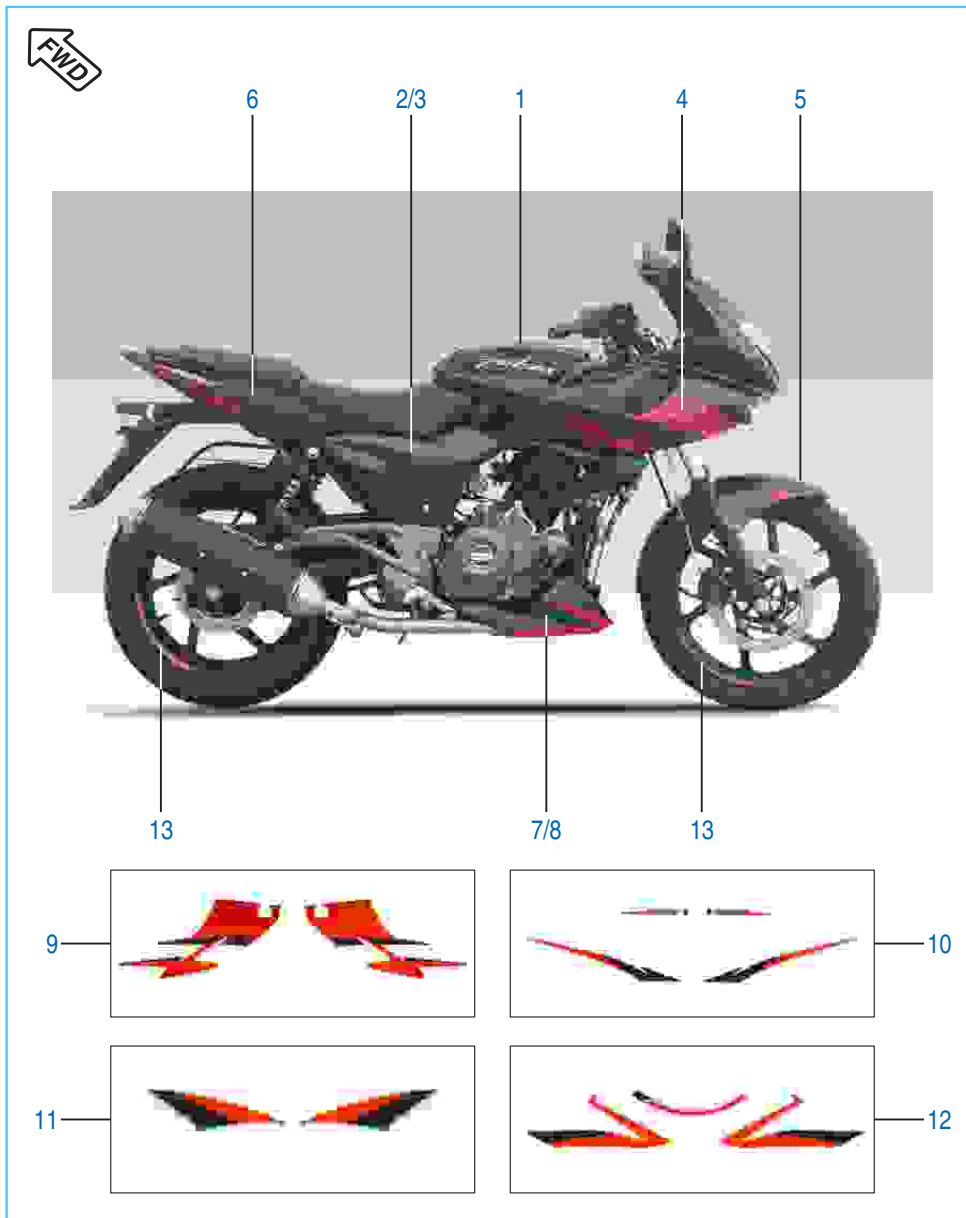
Painted Parts & Decals - (Dec. 2017)

New ebony black 'colour & decal scheme' with milky white colour wheels



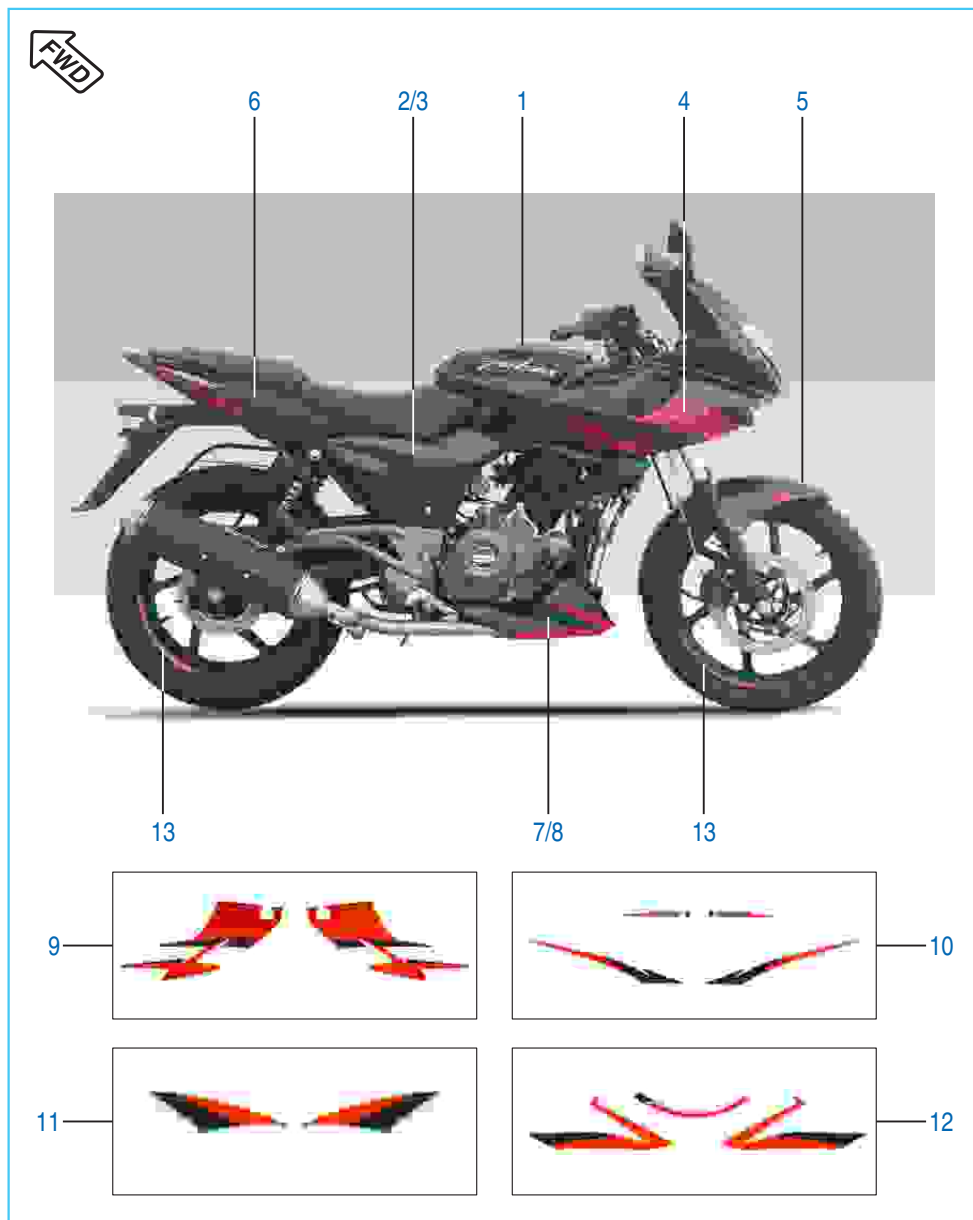
No.	Part No.	Description	Qty.	Remarks
1	56 DK2X X3	Fuel tank ebony black with decal	1	Ebony black
2	52 DH17 15	SD Cover LH Assy with dcl matte pwtr grey	1	Ebony black
3	52 DH17 16	SD Cover RH Assy with dcl matte pwtr grey	1	Ebony black
4	52 DK09 54	Fairing with decal	1	Ebony black
5	52 DJ12 08	Front fender with decal	1	Ebony black
6	52 DK09 53	Seat cowl with decal	1	Ebony black
7	36 DK01 51	Kit fairing decal	1	Ebony black
	36 DK01 62	Kit fairing decal E black	1	For ABS Model
	36 DK01 66	Kit fairing decal V red	1	For ABS Model
8	36 DK01 52	Kit side cover decal LH	1	Ebony black
9	36 DK01 53	Kit side cover decal RH	1	Ebony black
10	36 DK01 54	Kit seat cowl decal	1	Ebony black
	36 DK01 63	Kit seat cowl decal E black	1	For ABS Model
	36 DK01 67	Kit seat cowl decal V red	1	For ABS Model
11	36 DK01 55	Kit fender decal	1	Ebony black
	36 DK01 64	Kit fender decal E black	1	For ABS Model
	36 DK01 68	Kit fender decal V red	1	For ABS Model
12	56 DJ6D 55	Front Wheel Rim	1	Milky white
13	56 DJ6E 55	Rear Wheel Rim	1	Milky white
14	36 DK01 65	Kit belly pan decal E black	1	For ABS Model
	36 DK01 69	Kit belly pan decal V red	1	For ABS Model
15	DK 0102 44	Kit wheel decals E black	4	For ABS Model
	DK 0102 57	Kit wheel decals V red	4	For ABS Model

Painted Parts & Decals - (Nov. 2018)



No.	Part No.	Description	Qty.	Remarks
1	52 DK11 72	Tank Ebony Black-Red/Blue	1	Black-Red/Blue
	52 DK11 94	Tank Ebony Black-Red/Blue-ABS Model	1	Black-Red/Blue
	52 DK11 88	Tank Volcanic Red	1	Volcanic Red
	52 DK12 30	Tank Volcanic Red-ABS Model	1	Volcanic Red
2	52 DJ14 54	Side cover LH Ebony Black-Red	1	Ebony Black-Red
	52 DJ14 54	Side cover LH Ebony black - Blue	1	Ebony Black-Blue
	52 DJ14 54	Side cover LH Volcanic Red	1	Volcanic Red
3	52 DJ14 55	Side cover Rh Ebony Black-Red	1	Ebony Black-Red
	52 DJ14 55	Side cover Rh Ebony black - Blue	1	Ebony Black-Blue
	52 DJ14 55	Side cover Rh Volcanic Red	1	Volcanic Red
4	52 DK11 71	Fairing Ebony Black-Red	1	Ebony Black-Red
	52 DK11 98	Fairing Ebony black - Blue	1	Ebony Black-Blue
	52 DK11 70	Fairing Volcanic Red	1	Volcanic Red
5	52 DJ14 49	Fender Ebony Black-Red	1	Ebony Black-Red
	52 DJ15 02	Fender Ebony black - Blue	1	Ebony Black-Blue
	52 DJ14 42	Fender Volcanic Red	1	Volcanic Red
6	52 DK11 65	Seat cowl Ebony Black-Red	1	Ebony Black-Red
	52 DK12 02	Seat cowl Ebony black - Blue	1	Ebony Black-Blue
	52 DK11 64	Seat cowl Volcanic Red	1	Volcanic Red
7	52 DJ14 46	Belly Pan RH Ebony Black-Red	1	Ebony Black-Red
	52 DJ15 01	Belly Pan RH Ebony black - Blue	1	Ebony Black-Blue
	52 DJ14 39	Belly Pan RH Volcanic Red	1	Volcanic Red
8	52 DJ14 47	Belly Pan LH Ebony Black-Red	1	Ebony Black-Red
	52 DJ15 00	Belly Pan LH Ebony black - Blue	1	Ebony Black-Blue

Painted Parts & Decals - (Nov. 2018)



No.	Part No.	Description	Qty.	Remarks
9	36 DK01 62	Fairing Decal Kit Ebony Black-Red	1	Ebony Black-Red
	36 DK01 77	Fairing Decal Kit Ebony black - Blue	1	Ebony Black-Blue
	36 DK01 66	Fairing Decal Kit Volcanic Red	1	Volcanic Red
10	36 DK01 63	Seat cowl Decal Kit Ebony Black-Red	1	Ebony Black-Red
	36 DK01 76	Seat cowl Decal Kit Ebony black - Blue	1	Ebony Black-Blue
	36 DK01 67	Seat cowl Decal Kit Volcanic Red	1	Volcanic Red
11	36 DK01 65	Belly Pan Decal Kit Ebony Black-Red	1	Ebony Black-Red
	36 DK01 79	Belly Pan Decal Kit Ebony black - Blue	1	Ebony Black-Blue
	36 DK01 69	Belly Pan Decal Kit Volcanic Red	1	Volcanic Red
12	36 DK01 64	Fender Decal Kit Ebony Black-Red	1	Ebony Black-Red
	36 DK01 78	Fender Decal Kit Ebony black - Blue	1	Ebony Black-Blue
	36 DK01 68	Fender Decal Kit Volcanic Red	1	Volcanic Red
13	DK 0102 44	Wheel Decals Ebony Black-Red	4	Ebony Black-Red
	DK 0102 72	Wheel Decals Ebony black - Blue	4	Ebony Black-Blue
	DK 0102 57	Wheel Decals Volcanic Red	4	Volcanic Red

Consumable Parts

13		14		15	
16		17		18	
19		20		21	
22		23		24	

No.	Part No.	Description	Supply Unit	Application
13	36 DH40 72	Rust Remover Spray Make - Zorric 88 & Wonder fill easiner	100 ml	For Removing Rust from Components
14	76 0109 36	Loctite Thread locker 243*	50 ml	For Screws & Bolts
15	76 0109 37	Loctite retaining compound 638*	50 ml	For Screws & Bolts
16	37 0043 52	Touch up paint slate grey*	440 ml	Touch up of Frame, Swing Arm & Step Holder
17	37 0043 53	Touch up paint Matte Silk black*	440 ml	Touch up of Grab Handle, Handle Bar & Handle Holder
18	36 0010 60	Kibatsu touch up paint*	400 cc	Touch up of Cylinder head, Block & Alloy Wheels
19	37 2240 18	Paint Bottle Schwartz Black*	--	P-200NS Frame Touch-up
20	75 6802 36 NA	Petroleum Jelly (Local Purchase) Distilled Water (Local Purchase)	-- 1 Ltr.	For Battery Terminals For Battery Level Top-up
21	NA	SAE 90 oil (Local Purchase)	-	
22	62 3050 84	WD40 Spray (Local Purchase)	400 ml	Electrical Contact Cleaning Spray
23	36 0010 56	Carburetor Cleaning Spray*		For Cleaning Carburetor
24	37 2540 39	Corrosion Protection Spray* Proto quick LTP902 (To be ordered on Vendor)	--	For Preventing vehicle parts from rusting

* Marked items to be arrange from vendor or local market. Not applicable against chassis number.

Consumable Parts

13		14		15	
16		17		18	
19		20		21	
22		23		24	

No.	Part No.	Description	Supply Unit	Application
13	36 DH40 72	Rust Remover Spray Make - Zorric 88 & Wonder fill easiner	100 ml	For Removing Rust from Components
14	76 0109 36	Loctite Thread locker 243*	50 ml	For Screws & Bolts
15	76 0109 37	Loctite retaining compound 638*	50 ml	For Screws & Bolts
16	37 0043 52	Touch up paint slate grey*	440 ml	Touch up of Frame, Swing Arm & Step Holder
17	37 0043 53	Touch up paint Matte Silk black*	440 ml	Touch up of Grab Handle, Handle Bar & Handle Holder
18	36 0010 60	Kibatsu touch up paint*	400 cc	Touch up of Cylinder head, Block & Alloy Wheels
19	37 2240 18	Paint Bottle Schwartz Black*	--	P-200NS Frame Touch-up
20	75 6802 36 NA	Petroleum Jelly (Local Purchase) Distilled Water (Local Purchase)	-- 1 Ltr.	For Battery Terminals For Battery Level Top-up
21	NA	SAE 90 oil (Local Purchase)	-	
22	62 3050 84	WD40 Spray (Local Purchase)	400 ml	Electrical Contact Cleaning Spray
23	36 0010 56	Carburetor Cleaning Spray*		For Cleaning Carburetor
24	37 2540 39	Corrosion Protection Spray* Proto quick LTP902 (To be ordered on Vendor)	--	For Preventing vehicle parts from rusting

* Marked items to be arrange from vendor or local market. Not applicable against chassis number.

Kit List

Sr No	Kit Part No.	Kit Description	Consisting of Following Parts		
			Part No.	Description	Qty/Kit
1	36DS1001	Cyl. Head O Ring Kit	39239121	O Ring (Cover tappet)	2
			39128321	O ring	2
2	DK101327	Valve Kit	DK101052	Valve Intake	1
			DK101011	Valve Exhaust	1
3	DK101326	Valve Repair Kit	DK101247	Retainer valve spring	2
			DK101108	Spring valve inner	2
			DK101110	Spring valve outer	2
			DK101246	Seat valve spring	2
4	DK101330	Guide Chain Kit	DK101611	Guide chain (Tight)	1
			DK101059	Guide Chain (slack)	1
5	DK101328	Ring set piston	DK101049	Ring piston top	1
			DK101050	Ring piston second	1
			DK101051	Ring piston oil	1
6	36DK0007	Kit centrifugal oil filter	39220011	Washer	1
			DH101234	Gasket centrifugal oil filter	1
			DH101640	Oval screw	3
			DH101066	Join oil delivery	1
			DH101067	Spring oil delivery	1
39219908	Pin oil delivery joint	1			
7	36DK0012	Kit bush rear shock absorber	39071411	Plain washer	8
			39071215	Dome cap nut	2
			39073712	Spring washer	2
8	36DK0013	Kit hardware pillion	DJ161186	Plait side pillion step	2
			DH161061	Pin pillion set	2
			30141031	"O" ring	2
			39104011	Plain washer	2
			39078408	Split pin	2

Kit List

Sr No	Kit Part No.	Kit Description	Consisting of Following Parts		
			Part No.	Description	Qty/Kit
9	36DK0040	Chain sprocket kit	DV101048	Sprocket drive	1
			DK151010	Sprocket	1
			DK151060	Chain	1
10	36DK0021	Kit hardware mtg. bracket	DJ181029	Collar fearing mtg.	1
			DJ181036	Grommet fearing structure	1
			39021111	Plain washer	1
			39155304	Flange bolt	1
11	36DK0023	Kit hardware saree guard	DH161255	Bolt special	1
			39078912	Washer spring	1
			39008004	Bolt hexagaon	1
			59040013	Bolt hex socket	1
			39029615	Hexagaon nut	1
			DH161144	Cap saree guard	1
			DD221003	Plug	1
12	DK121069	Piston valve assly. Kit		Piston valve assly.	1
				Spring (CO)	1
				Diaphragm	1
				Holder	1
				Spring	1
				E Spring	1
				Ring	1
				Jet Needle	1
				Ring	1
	Washer	1			
13	DK121048	Pilot screw kit		O ring	1
				Adjuster	1
				Spring	1
				Washer	1
				O ring	1

Kit List

Sr No	Kit Part No.	Kit Description	Consisting of Following Parts		
			Part No.	Description	Qty/Kit
14	DK161241	Vacuum Adjuster kit		Spring	1
				Adjust Screw	1
				Packing	1
15	DK121070	Main Jet kit		Needle jet	1
				Main jet	1
				Jet holder	1
				O ring	1
				Pilot Jet	1
15	DK121071	Float chamber body kit		O ring	1
				Float body assly.	1
				Assly. Screw	4
				Drain Screw	1
				O ring	1
16	DK121072	Tap Cap assly. Kit		Diaphragm cover	1
				Screw	4
17	36DK0119	Cyl Head With Cover	DK101811	Cylinder Head	1
			DJ101367	Cover Cylinder Head	1
18	36DK0038	Kit Set Primary Driv & Driv	DH101628	GEAR PRIMARY DRIVE	1
			DK101561	HOUSING COMP CLUTCH	1
19	36PD0022	KIT ASSLY C'CASE RH-A101	JC101029	CRANKCASE RH (JC)	1
			59050002	STUD M10	2
			39258320	BEARING - BALL :- 6004 Hn3	1
			59200027	BEARING NRB HK 1516	1
			39260120	BEARING - BALL :- 61905	1
			39215220	BEARING	1
20	36PD0013	KIT ASSLY C'CASE LH	JC101045	CRANKCASE LH	1
			CB101220	PLUG - TAPER :- 6 X 7	1
			59050002	STUD M10	2
			59200006	BEARING - BALL	1

Kit List

Sr No	Kit Part No.	Kit Description	Consisting of Following Parts		
			Part No.	Description	Qty/Kit
			DH101203	PIPE - BREATHER	1
21	36PD0030	KIT FRICTION PLATE-A101	DK101566	CLUTCH FRICTION DISK	4
			PD551419	DISK C FRICTION CLUTCH	1
			DK101568	CLUTCH FRICTION DISK-B	1
22	36DK0076	KIT Starter Clutch Assembly	DK101595	BODY STARTER CLUTCH	1
			DK101596	SPRING STARTER CLUTCH	5
			39084914	WASHER - LOCK :- TOOTHED	3
23	36DV0008	KIT ST. CONE WITH GR	36DV0007	KIT STEERING CONE	1
			36001052	GREASE LETHON RR3-10GM	1
			30101236	BALL - STEEL	3
24	36DH4133	Kit Side Cover LH S Blue	DH010242	Decal Cvr Side Up LH S Blue	1
			DH010244	Decal Cvr Side Lr LH S Blue	1
25	36DH4134	Kit Side Cover RH S Blue	DH010245	Decal Cvr Side Lr RH S Blue	1
			DH010243	Decal Cvr Side Up RH S Blue	1
26	36DH4137	Kit Side Cover LH Wine Red	DH010261	Decal Cvr Side Up LH W Red	1
			DH010263	Decal Cvr Side Lr LH W Red	1
27	36DH4138	Kit Side Cover RH Wine Red	DH010264	Decal Cvr Side Lr RH W Red	1
			DH010262	Decal Cvr Side Up RH W Red	1
28	36DK0145	Kit Fairing Dcl S Blue	DK010180	Decal Fairing Upper LH S Blue	1
			DK010181	Decal Fairing Upper RH S Blue	1
			DK010182	Decal Fairing Middle LH S Blue	1
			DK010183	Decal Fairing Middle RH S Blue	1
			DK010190	Decal Fairing Lower LH S Blue	1
			DK010191	Decal Fairing Lower RH S Blue	1
29	36DK0146	Kit Tank Decal S Blue	DK010184	Decal Tank Upper LH Sfr Blue	1
			DK010185	Decal Tank Upper RH Sfr Blue	1
			DK010186	Decal Tank Middle LH Sfr Blue	1

Kit List



Sr No	Kit Part No.	Kit Description	Consisting of Following Parts		
			Part No.	Description	Qty/Kit
			DK010187	Decal Tank Middle RH Sfr Blue	1
			DK010188	Decal Tank Lower LH Sfr Blue	1
			DK010189	Decal Tank Lower RH Sfr Blue	1
30	36DK0147	Kit Seat Cowl Dcl S Blue	DK010192	Decal Cowl Seat Up LH S Blue	1
			DK010193	Decal Cowl Seat Up RH S Blue	1
			DH010248	Decal Cowl Seat Lr LH S Blue	1
			DH010249	Decal Cowl Seat Lr RH S Blue	1
31	36DK0148	Kit Fairing Dcl Wine Red	DK010194	Decal Fairing Up LH Wine Red	1
			DK010195	Decal Fairing Up RH Wine Red	1
			DK010196	Decal Fairing Mid LH Wine Red	1
			DK010197	Decal Fairing Mid RH Wine Red	1
			DK010204	Decal Fairing Lr LH Wine Red	1
			DK010205	Decal Fairing Lr RH Wine Red	1
32	36DK0149	Kit Tank Decal Wine Red	DK010198	Decal Tank Up LH Wine Red	1
			DK010199	Decal Tank Up RH Wine Red	1
			DK010200	Decal Tank Mid LH Wine Red	1
			DK010201	Decal Tank Mid RH Wine Red	1
			DK010202	Decal Tank Lr LH Wine Red	1
			DK010203	Decal Tank Lr RH Wine Red	1
33	36DK0150	Kit Seat Cowl Dcl W Red	DH010267	Decal Cowl Seat Lr LH W Red	1
			DH010268	Decal Cowl Seat Lr RH W Red	1
			DK010206	Decal Cowl Seat LH Wine Red	1
			DK010207	Decal Cowl Seat RH Wine Red	1
34	36DK0151	Kit fairing decal	DK010214	Dcl fairing up LH ebony black	1
			DK010215	Dcl fairing up RH ebony black	1
			DK010216	Dcl fairing lwr LH ebony black	1
			DK010217	Dcl fairing lwr RH ebony black	1
35	36DK0152	Kit side cover dcl LH	DH010308	Dcl cover side up LH eby black	1
			DH010310	Dcl cover side lwr LH eby black	1

Kit List



Sr No	Kit Part No.	Kit Description	Consisting of Following Parts		
			Part No.	Description	Qty/Kit
36	36DK0153	Kit side cover dcl RH	DH010311	Dcl cover side lwr RH eby black	1
			DH010309	Dcl cover side up RH eby black	1
37	36DK0154	Kit seat cowl decal	DH010314	Dcl cowl seat lwr LH eby black	1
			DH010315	Dcl cowl seat lwr RH eby black	1
			DK010218	Dcl cowl seat up LH eby black	1
			DK010219	Dcl cowl seat up RH eby black	1
38	36DK0155	Kit fender decal	DH010316	Decal fender LH ebony black	1
			DH010317	Decal fender RH ebony black	1
39	36DJ4088	Kit saree guard + grab + fitting			
	36DK0162	Kit fairing decal E black	DK010234	Decal fairing LH ebony black	1
			DK010235	Decal fairing RH ebony black	1
	36DK0163	Kit seat cowl decal E black	DK010238	Dcl cowl seat upper LH E black	1
			DK010239	Dcl cowl seat upper RH E black	1
			DK010240	Dcl cowl seat lower LH E black	1
			DK010241	Dcl cowl seat lower RH E black	1
	36DK0164	Kit fender decal E black	DK010242	Decal fender LH ebony black	1
			DK010243	Decal fender RH ebony black	1
	36DK0165	Kit belly pan decal E black	DK010245	Decal belly pan LH ebony black	1
			DK010246	Decal belly pan RH ebony black	1
	36DK0166	Kit fairing decal V red	DK010247	Decal fairing LH matte V red	1
			DK010248	Decal fairing RH matte V red	1
	36DK0167	Kit seat cowl decal V red	DK010251	Dcl cowl seat upper LH M V red	1
			DK010252	Dcl cowl seat upper RH M V red	1
			DK010253	Dcl cowl seat lower LH M V red	1
			DK010254	Dcl cowl seat lower RH M V red	1

Kit List



Sr No	Kit Part No.	Kit Description	Consisting of Following Parts		
			Part No.	Description	Qty/Kit
36DK0168		Kit fender decal V red	DK010255	Decal fender LH matte V red	1
			DK010256	Decal fender RH matte V red	1
36DK0169		Kit belly pan decal V red	DK010258	Decal belly pan LH matte V red	1
			DK010259	Decal belly pan RH matte V red	1
36DK0170		Kit wheel decals E black	DK010244	Decal wheel ebony black	4
36DK0171		Kit wheel decals V red	DK010257	Decal wheel matte volcanic red	4

Kit List



Sr No	Kit Part No.	Kit Description	Consisting of Following Parts		
			Part No.	Description	Qty/Kit

Parts Index



Part Number	Figure No.	Page No.
22 1504 51	19	56
24 1213 65	7	38
28 1011 74	15	26
30 1010 14	11	26
30 1410 31	12	56
30 1510 82	12	70
30 1611 57	2	60
30 1910 17	10	80
30 2210 09	*	114
31 1011 06	17	26
31 1011 73	4	14
31 1210 06	9	12
31 1610 18	11	88
31 2010 79	6	108
33 1410 08	3	4
36 0010 52	4	130
36 0010 52	6	130
36 0010 55	8	130
36 0010 56	23	132
36 0010 58	2	130
36 0010 60	18	132
36 0010 61	1	130
36 0010 62	9	130
36 3140 04	10	130
36 DH40 29	11	130
36 DH40 48	1	66
36 DH40 61	3	130
36 DH40 71	12	130
36 DH40 72	13	132
36 DH40 96	13	106
36 DH41 09	12	120
36 DH41 10	13	120
36 DH41 28	12	120

Part Number	Figure No.	Page No.
36 DH41 29	13	120
36 DH41 33	9	122
36 DH41 34	10	122
36 DH41 37	9	122
36 DH41 38	10	122
36 DJ40 65	12	120
36 DJ40 66	13	120
36 DJ40 88	14	112
36 DK00 12	3	54
36 DK00 13	6	56
36 DK00 13	15	56
36 DK00 21	11	100
36 DK00 23	4	112
36 Dk00 38	13	14
36 Dk00 38	3	32
36 DK00 40	4	70
36 DK00 45	11	48
36 DK00 60	9	38
36 DK00 61	15	38
36 DK00 65	8	68
36 DK00 66	9	68
36 DK00 67	14	74
36 DK00 68	16	74
36 DK00 69	2	74
36 DK00 70	2A	74
36 DK00 71	4	74
36 DK00 76	1	48
36 DK01 19	1	2
36 DK01 19	1	6
36 DK01 20	14	120
36 DK01 21	7	118
36 DK01 22	11	118
36 DK01 23	11	118

Parts Index



Part Number	Figure No.	Page No.
36 DK01 24	7	118
36 DK01 25	12	120
36 DK01 26	13	120
36 DK01 27	14	120
36 DK01 28	14	120
36 DK01 29	11	118
36 DK01 30	7	118
36 DK01 31	11	118
36 DK01 32	7	118
36 DK01 33	14	120
36 DK01 34	11	118
36 DK01 35	7	118
36 DK01 36	14	120
36 DK01 37	12	120
36 DK01 38	13	120
36 DK01 39	12	120
36 DK01 40	13	120
36 DK01 42	11	118
36 DK01 43	7	118
36 DK01 44	14	120
36 DK01 45	8	122
36 DK01 46	7	122
36 DK01 47	11	122
36 DK01 48	8	122
36 DK01 49	7	122
36 DK01 50	11	122
36 DK01 51	7	124
36 DK01 52	8	124
36 DK01 53	9	124
36 DK01 54	10	124
36 DK01 55	11	124
36 DK01 60	2	42
36 DK01 61	20	84

Part Number	Figure No.	Page No.
36 DK01 62	7	124
36 DK01 62	9	128
36 DK01 63	10	124
36 DK01 63	10	128
36 DK01 64	11	124
36 DK01 64	12	128
36 DK01 65	14	124
36 DK01 65	11	128
36 DK01 66	7	124
36 DK01 66	9	128
36 DK01 67	10	124
36 DK01 67	10	128
36 DK01 68	11	124
36 DK01 68	12	128
36 DK01 69	14	124
36 DK01 69	11	128
36 DK01 76	10	128
36 DK01 77	9	128
36 DK01 78	12	128
36 DK01 79	11	128
36 DS10 01	10	6
36 DV00 08	5	50
36 JE00 22	5	38
36 PD00 13	1	26
36 PD00 22	2	24
36 PD00 30	6	32
36 PD00 56	10	106
37 0043 52	16	132
37 0043 53	17	132
37 2240 18	19	132
37 2540 39	24	132
39 0201 11	11	40
39 0211 11	14	100

Parts Index



Part Number	Figure No.	Page No.
39 0291 15	5	36
39 0292 15	8	56
39 0296 15	12	112
39 0326 15	4	58
39 0422 15	10	60
39 0711 11	7	58
39 0714 11	14	54
39 0740 11	5	90
39 0746 01	24	70
39 0752 01	7	26
39 0784 08	21	56
39 0787 08	3	60
39 0794 15	9	70
39 0798 15	8	58
39 0840 01	7	96
39 0849 14	24	26
39 0849 14	12	48
39 0900 12	6	96
39 0963 15	18	56
39 0972 04	10	48
39 0999 06	10	28
39 0999 06	4	30
39 0999 06	16	30
39 1040 11	23	56
39 1041 19	3	28
39 1062 04	15	106
39 1069 01	7	56
39 1075 04	9	2
39 1180 11	23	82
39 1184 15	9	80
39 1225 15	4	102
39 1283 21	5	6
39 1507 11	3	108

Part Number	Figure No.	Page No.
39 1551 04	11	108
39 1553 04	12	80
39 1556 04	6	88
39 1608 04	10	112
39 1620 11	9	18
39 1660 05	2	6
39 1672 04	3	18
39 1672 04	5	36
39 1673 04	10	10
39 1674 04	11	18
39 1674 04	24	28
39 1674 04	9	32
39 1674 04	2	34
39 1677 04	20	26
39 1680 04	6	58
39 1680 04	10	58
39 1680 04	21	82
39 1680 04	2	98
39 1680 04	6	102
39 1680 04	11	106
39 1686 06	8	18
39 1686 06	4	34
39 1714 04	9	56
39 1769 04	2	68
39 1778 02	2	94
39 1778 02	11	104
39 1780 01	4	42
39 1783 01	12	106
39 1789 24	13	88
39 1902 04	8	92
39 1907 01	13	104
39 1907 01	5	106
39 1918 24	16	104

Parts Index



Part Number	Figure No.	Page No.
39 1931 20	6	14
39 1943 04	3B	64
39 1943 04	27	70
39 1950 04	15	100
39 1955 04	13	46
39 1956 04	4	108
39 1957 04	2	104
39 1970 15	9	40
39 1970 15	3	94
39 1972 15	6	106
39 1990 20	22	28
39 1998 19	13	22
39 2017 19	5	8
39 2038 04	17	70
39 2060 04	13	60
39 2132 17	5	12
39 2141 24	5	100
39 2152 20	5	18
39 2158 11	2	16
39 2159 11	9	16
39 2165 11	3	14
39 2166 11	11	16
39 2180 06	8	24
39 2180 06	11	24
39 2181 06	12	6
39 2181 06	2	12
39 2183 04	2	14
39 2188 19	4	26
39 2190 19	12	26
39 2194 21	6	34
39 2199 08	17	14
39 2200 11	17	32
39 2203 07	8	14

Part Number	Figure No.	Page No.
39 2310 04	10	52
39 2310 04	3	72
39 2310 04	7	112
39 2311 04	14	52
39 2312 04	4	52
39 2366 15	16	54
39 2391 21	3	2
39 2424 11	3	88
39 2427 04	19	80
39 2440 11	9	8
39 2443 11	17	28
39 2448 11	23	26
39 2451 11	3	106
39 2453 04	6	22
39 2475 04	25	110
39 2481 04	5	72
39 2492 11	15	40
39 2557 17	7	18
39 2571 04	6	52
39 2583 20	6	24
39 2592 01	4	106
39 2601 20	9	24
39 2603 20	8	26
39 2606 07	7	20
39 2608 01	9	6
39 2617 20	11	32
39 2639 04	6	20
39 2647 15	6	2
39 2697 04	8	36
39 2758 21	7	90
52 DH01 69	1	34
52 DH01 77	10	18
52 DH13 68	2	116

Parts Index



Part Number	Figure No.	Page No.
52 DH13 69	3	116
52 DH15 27	2	116
52 DH15 28	2	116
52 DH15 29	3	116
52 DH15 30	3	116
52 DH15 99	2	116
52 DH16 00	3	116
52 DH16 50	2	122
52 DH16 51	3	122
52 DH16 60	2	122
52 DH16 61	3	122
52 DH17 15	2	124
52 DH17 16	3	124
52 DJ05 20	5	122
52 DJ05 22	5	122
52 DJ05 65	5	116
52 DJ09 51	2	116
52 DJ09 52	3	116
52 DJ09 56	2	116
52 DJ09 57	3	116
52 DJ10 13	5	116
52 DJ12 08	5	124
52 DJ14 39	7	126
52 DJ14 40	8	126
52 DJ14 42	5	126
52 DJ14 46	7	126
52 DJ14 47	8	126
52 DJ14 49	5	126
52 DJ14 54	2	126
52 DJ14 54	2	126
52 DJ14 54	2	126
52 DJ14 55	3	126
52 DJ14 55	3	126

Part Number	Figure No.	Page No.
52 DJ14 55	3	126
52 DJ15 00	8	126
52 DJ15 01	7	126
52 DJ15 02	5	126
52 DK06 31	4	116
52 DK06 32	6	118
52 DK06 62	4	116
52 DK06 63	6	118
52 DK06 88	1	28
52 DK06 91	1	30
52 DK07 21	1	116
52 DK07 22	1	116
52 DK07 25	4	116
52 DK07 27	1	116
52 DK07 29	6	118
52 DK08 21	6	118
52 DK08 23	6	118
52 DK08 25	4	116
52 DK08 27	4	116
52 DK08 31	1	116
52 DK08 32	1	116
52 DK08 55	6	118
52 DK08 56	4	116
52 DK08 57	1	116
52 DK09 02	6	122
52 DK09 04	6	122
52 DK09 06	4	122
52 DK09 08	4	122
52 DK09 10	1	122
52 DK09 11	1	122
52 DK09 53	6	124
52 DK09 54	4	124
52 DK11 64	6	126

Parts Index



Part Number	Figure No.	Page No.
52 DK11 65	6	126
52 DK11 70	4	126
52 DK11 71	4	126
52 DK11 72	1	126
52 DK11 72	1	126
52 DK11 88	1	126
52 DK11 98	4	126
52 DK12 02	6	126
56 DJ3X 1Y	1	56
56 DJ3Y 1Y	2	56
56 DJ3Z 1Y	5	30
56 DJ4E 1Y	13	48
56 DJ6D 55	12	124
56 DJ6E 55	13	124
56 DK05 4R	5	116
56 DK05 7Q	5	116
56 DK2X X3	1	124
56 DK31 Y9	2	80
56 DK32 Y9	3	80
56 DK33 Y9	1	80
56 DK33 Y9	31	86
59 0200 01	9	104
59 0400 05	33	86
59 0400 17	13	52
59 0400 23	8	2
59 0400 40	3	58
59 0400 41	5	52
59 0400 42	6	52
59 0400 43	8	52
59 0500 02	3	24
59 0500 02	2	26
59 2000 06	9	26
59 2000 07	21	26

Part Number	Figure No.	Page No.
59 2000 07	9	48
59 2000 07	17	48
59 2000 27	7	24
59 2000 28	10	26
59 2000 29	13	18
59 2100 06	5	26
59 2100 19	5	96
60 1114 20	16	78
62 3050 84	22	132
75 6802 36	20	132
76 0109 36	14	132
76 0109 37	15	132
83 0201 73	7	130
83 0203 25	3	130
83 0203 34	1	130
83 0203 68	5	130
83 0204 11	1	130
83 0204 73	5	130
AA 1014 37	24	16
AA 1014 37	4	24
AA 1018 83	19	28
AA 1210 45	7	6
AA 1410 48	16	42
AB 2010 17	20	108
AH 4022 86	27	110
AP 1010 43	8	30
AP 1210 64	5	42
AP 2010 25	30	110
BA 1220 03	10	90
CS 1011 28	1	10
DD 1010 62	11	10
DD 1110 12	9	46
DD 1210 07	10	12

Parts Index



Part Number	Figure No.	Page No.
DD 1412 27	4	90
DD 1610 71	12	40
DD 2210 03	13	112
DE 1510 37	6	68
DE 1510 43	7	68
DE 1510 46	4	68
DE 1510 46	10	74
DE 1510 47	5	68
DE 1510 47	11	74
DE 1510 48	3	68
DE 1910 10	5	66
DE 1910 10	8	72
DE 1910 28	14	66
DE 1910 29	13	66
DE 1910 30	10	66
DE 1910 33	6	66
DE 1910 36	15	66
DF 1611 02	9	60
DG 1010 29	4	8
DG 1013 39	3	76
DG 1014 18	7	28
DG 1014 18	12	30
DG 1014 98	11	2
DG 1210 02	15	42
DG 1510 05	9	64
DG 1510 07	10	64
DG 1510 08	11	64
DG 1510 08	21	70
DG 1611 21	8	100
DG 1611 24	13	40
DG 1710 18	5	54
DG 1710 19	7	54
DG 1710 22	13	54

Part Number	Figure No.	Page No.
DG 1710 34	10	54
DG 1710 38	2	54
DG 1810 03	28	86
DG 1810 04	29	86
DG 1810 05	30	86
DG 1810 08	4	80
DG 2210 10	*	114
DG161121	2	88
DH 0101 20	9	118
DH 0101 21	10	118
DH 0101 42	9	118
DH 0101 43	10	118
DH 0101 67	9	118
DH 0101 68	10	118
DH 0102 09	9	118
DH 0102 10	10	118
DH 1010 64	9	14
DH 1010 66	15	14
DH 1010 67	16	14
DH 1010 72	2	18
DH 1010 79	4	16
DH 1010 79	13	16
DH 1010 84	8	16
DH 1011 11	15	16
DH 1011 41	4	28
DH 1011 42	5	28
DH 1011 44	3	22
DH 1011 46	3	20
DH 1011 52	21	28
DH 1011 54	12	28
DH 1011 63	16	48
DH 1011 72	7	48
DH 1011 95	10	14

Parts Index



Part Number	Figure No.	Page No.
DH 1011 97	2	28
DH 1011 99	24	110
DH 1012 03	13	26
DH 1012 35	5	16
DH 1012 35	25	16
DH 1012 72	10	2
DH 1012 75	25	28
DH 1012 75	2	32
DH 1012 92	10	30
DH 1012 93	6	30
DH 1012 94	11	30
DH 1012 95	8	8
DH 1013 19	18	16
DH 1013 55	12	14
DH 1013 73	12	18
DH 1013 80	19	46
DH 1013 81	3	46
DH 1013 83	24	16
DH 1013 83	4	24
DH 1013 85	27	26
DH 1013 85	5	48
DH 1013 86	15	46
DH 1013 88	13	30
DH 1013 89	14	48
DH 1013 92	8	10
DH 1013 93	7	22
DH 1013 94	10	22
DH 1013 96	2	14
DH 1014 12	5	10
DH 1014 14	7	12
DH 1014 24	6	18
DH 1014 87	10	24
DH 1014 93	4	20

Part Number	Figure No.	Page No.
DH 1014 96	9	20
DH 1015 08	4	6
DH 1015 09	5	22
DH 1015 44	16	28
DH 1015 81	4	48
DH 1016 07	3	40
DH 1016 39	25	26
DH 1016 40	14	14
DH 1016 48	15	32
DH 1016 61	16	26
DH 1017 05	1	22
DH 1017 14	2	22
DH 1017 19	14	26
DH 1018 96	5	24
DH 1019 16	10	2
DH 1020 53	4	18
DH 1021 25	6	10
DH 1021 51	9	14
DH 1021 66	15	30
DH 1021 74	7	4
DH 1021 80	9	4
DH 1021 89	8	20
DH 1022 01	5	2
DH 1110 12	8	6
DH 1110 13	5	46
DH 1110 15	8	46
DH 1110 16	14	46
DH 1210 10	3	34
DH 1210 11	14	28
DH 1210 12	15	28
DH 1210 35	5	34
DH 1210 63	12	38
DH 1410 23	4	88

Parts Index



Part Number	Figure No.	Page No.
DH 1410 24	11	90
DH 1410 73	16	44
DH 1410 74	17	44
DH 1610 46	4	92
DH 1610 53	17	56
DH 1610 56	20	56
DH 1610 66	7	60
DH 1611 00	11	56
DH 1611 12	2	50
DH 1611 21	4	60
DH 1611 33	8	88
DH 1611 45	5	60
DH 1611 46	8	60
DH 1611 57	10	56
DH 1611 58	7	88
DH 1611 89	2	52
DH 1611 90	3	52
DH 1612 33	9	92
DH 1612 39	5	60
DH 1612 40	8	60
DH 1612 73	7	52
DH 1612 93	16	106
DH 1614 16	3	42
DH 1614 29	19	44
DH 1710 19	8	54
DH 1710 19	12	64
DH 1710 19	22	70
DH 1910 07	13	80
DH 1910 08	15	80
DH 1910 14	14	80
DH 1910 17	16	80
DH 2010 19	8	108
DH 2010 65	11	60

Part Number	Figure No.	Page No.
DH 2210 03	*	114
DJ 1010 63	23	16
DJ 1010 64	4	40
DJ 1012 17	2	2
DJ 1017 10	8	4
DJ 1017 35	14	30
DJ 1017 38	8	6
DJ 1210 59	10	38
DJ 1210 82	8	42
DJ 1210 89	5	4
DJ 1410 02	10	90
DJ 1410 08	12	88
DJ 1410 56	3	90
DJ 1410 72	9	44
DJ 1410 73	3	44
DJ 1410 74	6	44
DJ 1410 77	14	44
DJ 1410 78	9	90
DJ 1511 29	1	68
DJ 1610 06	21	110
DJ 1610 07	22	110
DJ 1610 72	9	106
DJ 1610 79	8	112
DJ 1610 80	9	112
DJ 1610 90	24	56
DJ 1611 22	5	56
DJ 1611 26	14	56
DJ 1611 27	16	56
DJ 1611 28	3	56
DJ 1611 29	4	56
DJ 1611 86	22	56
DJ 1612 28	7	30
DJ 1612 29	23	40

Parts Index



Part Number	Figure No.	Page No.
DJ 1612 29	12	104
DJ 1612 47	10	108
DJ 1612 78	10	56
DJ 1612 90	8	50
DJ 1614 07	20	36
DJ 1614 16	8	118
DJ 1710 44	11	54
DJ 1810 29	13	100
DJ 1810 29	26	104
DJ 1810 64	12	100
DJ 1810 64	25	104
DJ 1810 65	7	100
DJ 1810 65	13	108
DJ 1810 83	17	106
DJ 1910 28	7	66
DJ 1910 29	8	66
DJ 1910 30	9	66
DJ 1910 55	8	80
DJ 1910 57	3	66
DJ 1910 83	8	80
DJ 2010 72	10	100
DJ 2010 72	7	106
DJ 2011 00	12	66
DJ 2011 09	12	66
DJ 2011 73	13	58
DJ 2012 06	2	102
DJ 2012 07	1	102
DJ 2012 40	9	108
DJ 2210 14	*	114
DJ 2210 19	1	114
DJ 2210 20	1	112
DJ 2210 21	11	112
DK 0102 44	15	124

Part Number	Figure No.	Page No.
DK 0102 44	13	128
DK 0102 57	15	124
DK 0102 57	13	128
DK 0102 72	13	128
DK 1010 03	3	6
DK 1010 63	1	12
DK 1010 64	7	10
DK 1010 65	1	14
DK 1010 72	13	32
DK 1010 92	3	12
DK 1010 94	3	26
DK 1010 97	6	26
DK 1011 02	6	16
DK 1011 03	3	16
DK 1011 05	12	16
DK 1011 26	14	32
DK 1011 35	10	20
DK 1011 44	10	16
DK 1011 59	1	20
DK 1011 60	2	20
DK 1011 76	6	48
DK 1011 77	11	22
DK 1011 80	12	22
DK 1011 82	11	22
DK 1011 83	4	22
DK 1011 84	2	76
DK 1011 85	5	76
DK 1011 86	4	76
DK 1011 87	14	22
DK 1011 87	6	76
DK 1012 25	2	36
DK 1012 37	10	36
DK 1012 45	20	16

Parts Index



Part Number	Figure No.	Page No.
DK 1012 48	7	14
DK 1012 51	6	28
DK 1012 52	11	28
DK 1012 53	9	22
DK 1012 77	18	36
DK 1012 78	19	36
DK 1012 79	16	36
DK 1013 05	7	40
DK 1013 14	10	40
DK 1013 26	6	8
DK 1013 27	7	8
DK 1013 28	4	12
DK 1013 30	3	10
DK 1013 40	3	36
DK 1013 52	21	16
DK 1013 66	9	36
DK 1013 80	18	26
DK 1014 16	1	18
DK 1014 71	1	16
DK 1014 80	13	28
DK 1015 03	11	6
DK 1015 65	7	32
DK 1015 69	5	32
DK 1015 70	18	32
DK 1015 71	19	32
DK 1015 73	12	32
DK 1015 74	10	32
DK 1015 77	26	26
DK 1015 92	8	12
DK 1015 96	15	48
DK 1016 05	2	48
DK 1016 10	14	40
DK 1016 14	2	10

Part Number	Figure No.	Page No.
DK 1016 25	6	12
DK 1016 30	6	36
DK 1016 31	7	36
DK 1016 32	7	16
DK 1016 34	1	36
DK 1016 35	13	36
DK 1016 36	16	32
DK 1016 98	8	40
DK 1017 17	16	16
DK 1017 18	14	16
DK 1017 19	19	16
DK 1017 20	17	16
DK 1017 22	3	22
DK 1017 25	8	22
DK 1017 32	5	20
DK 1017 33	1A	22
DK 1017 38	18	28
DK 1017 48	1	8
DK 1017 51	2	8
DK 1017 55	3	8
DK 1017 97	3	48
DK 1018 15	1	24
DK 1018 38	1	4
DK 1018 51	5	40
DK 1018 53	2	40
DK 1018 56	25	36
DK 1018 65	24	36
DK 1018 66	23	36
DK 1018 86	3	26
DK 1018 92	1	24
DK 1018 95	1	40
DK 1110 28	4	46
DK 1110 40	6	42

Parts Index



Part Number	Figure No.	Page No.
DK 1110 77	2	46
DK 1110 79	1	46
DK 1110 81	10	46
DK 1110 81	16	108
DK 1210 09	2	42
DK 1210 15	7	42
DK 1210 39	10	42
DK 1210 41	3	38
DK 1210 44	6	38
DK 1210 45	7	38
DK 1210 47	13	38
DK 1210 48	14	38
DK 1210 59	4	38
DK 1210 63	11	38
DK 1210 69	2	38
DK 1210 70	8	38
DK 1210 86	1	42
DK 1210 91	6	4
DK 1210 92	1	38
DK 1211 05	12	38
DK 1211 06	6	38
DK 1410 15	12	90
DK 1410 17	5	88
DK 1410 57	13	44
DK 1510 09	2	70
DK 1510 12	6	70
DK 1510 14	25	70
DK 1510 15	11	70
DK 1510 22	14	70
DK 1510 24	16	70
DK 1510 26	5	62
DK 1510 28	6	64
DK 1510 31	1	74

Part Number	Figure No.	Page No.
DK 1510 33	1	72
DK 1510 34	2	72
DK 1510 39	2	62
DK 1510 40	4	62
DK 1510 41	9	74
DK 1510 42	5	74
DK 1510 45	4	72
DK 1510 50	3	62
DK 1510 50	1	70
DK 1510 54	1	68
DK 1510 57	2	66
DK 1510 62	11	66
DK 1510 63	6	72
DK 1510 69	4	66
DK 1510 69	7	72
DK 1510 76	6	74
DK 1510 77	7	74
DK 1510 78	3	74
DK 1510 81	19	70
DK 1510 82	20	70
DK 1510 83	8	74
DK 1510 84	9	72
DK 1510 85	12	74
DK 1510 88	13	74
DK 1510 90	15	74
DK 1510 95	2	64
DK 1510 96	7	64
DK 1510 97	16	70
DK 1511 03	8	74
DK 1511 09	7	64
DK 1511 10	1	78
DK 1511 13	1	68
DK 1511 16	11	66

Parts Index



Part Number	Figure No.	Page No.
DK 1511 17	2	78
DK 1511 18	3	78
DK 1610 69	2	100
DK 1610 70	6	104
DK 1610 71	7	104
DK 1610 72	8	104
DK 1610 73	9	94
DK 1610 73	10	104
DK 1610 76	14	104
DK 1610 77	15	104
DK 1610 81	4	36
DK 1610 81	6	94
DK 1610 81	3	104
DK 1610 82	4	104
DK 1610 85	9	58
DK 1610 96	1	52
DK 1610 98	2	58
DK 1611 22	1	60
DK 1611 25	24	104
DK 1611 26	5	104
DK 1611 51	3	100
DK 1611 51	20	104
DK 1611 52	23	104
DK 1611 53	2	106
DK 1611 61	9	52
DK 1611 63	17	108
DK 1611 64	5	102
DK 1611 71	9	88
DK 1611 72	10	88
DK 1611 76	3	112
DK 1611 86	14	36
DK 1611 87	15	36
DK 1611 88	11	36

Part Number	Figure No.	Page No.
DK 1611 89	12	36
DK 1612 09	27	104
DK 1612 10	21	104
DK 1612 17	5	112
DK 1612 18	6	112
DK 1612 50	1	98
DK 1613 17	1	104
DK 1613 23	5	94
DK 1613 24	4	94
DK 1613 38	5	58
DK 1614 09	1	50
DK 1614 22	10	92
DK 1614 23	11	52
DK 1614 24	12	52
DK 1614 36	7	78
DK 1614 37	12	52
DK 1614 41	1	50
DK 1614 43	16	40
DK 1614 44	17	40
DK 1614 47	18	40
DK 1710 03	9	54
DK 1710 06	6	54
DK 1710 11	4	54
DK 1710 14	1	54
DK 1810 06	7	84
DK 1810 07	8	84
DK 1810 08	9	84
DK 1810 09	10	84
DK 1810 10	11	84
DK 1810 11	12	84
DK 1810 12	13	84
DK 1810 13	14	84
DK 1810 15	16	84

Parts Index



Part Number	Figure No.	Page No.
DK 1810 17	18	84
DK 1810 18	19	84
DK 1810 20	21	86
DK 1810 21	22	86
DK 1810 22	23	86
DK 1810 23	24	86
DK 1810 24	25	86
DK 1810 25	26	86
DK 1810 28	27	86
DK 1810 34	28	82
DK 1810 36	25	82
DK 1810 40	32	86
DK 1810 43	18	80
DK 1810 46	26	82
DK 1810 47	27	82
DK 1810 50	6	50
DK 1810 51	7	50
DK 1810 52	6	66
DK 1810 56	4	84
DK 1810 57	5	84
DK 1810 68	2	84
DK 1810 69	3	84
DK 1810 70	6	84
DK 1810 71	17	84
DK 1810 72	1	84
DK 1810 73	15	84
DK 1810 74	22	104
DK 1810 75	3	50
DK 1810 79	24	82
DK 1810 87	1	84
DK 1810 90	4	84
DK 1810 91	5	84
DK 1810 92	6	84

Part Number	Figure No.	Page No.
DK 1810 93	17	84
DK 1810 96	31	82
DK 1810 99	1	90
DK 1811 07	14	78
DK 1910 12	1	76
DK 1910 13	7	76
DK 1910 14	7	108
DK 1910 23	7	80
DK 1910 34	7	80
DK 1910 39	1	94
DK 1910 40	1A	94
DK 2010 03	1	106
DK 2010 15	20	80
DK 2010 28	22	26
DK 2010 28	15	108
DK 2010 37	1	108
DK 2010 38	2	108
DK 2010 43	9	100
DK 2010 49	23	110
DK 2010 65	6	90
DK 2010 78	12	108
DK 2010 83	11	80
DK 2010 98	3	96
DK 2011 17	6	100
DK 2011 19	1	100
DK 2011 37	11	80
DK 2011 39	11	46
DK 2011 53	5	108
DK 2011 56	5A	108
DK 2011 59	5A	108
DK 2011 60	11A	46
DK 2011 61	6	90
DK 2110 07	3	92

Parts Index



Part Number	Figure No.	Page No.
DK 2110 08	5	92
DK 2110 09	2	92
DK 2110 12	1	92
DK 2110 14	6	92
DK 2210 01	19	104
DK 2210 14	29	82
DK 2210 14	17	104
DK 2210 15	30	82
DK 2210 15	18	104
DK 2210 24	2	114
DL 1810 10	4	100
DP 1810 40	25	40
DP 1810 41	24	40
DS 1010 71	20	28
DS 1010 84	7	2
DS 1011 54	5	14
DS 1011 66	4	2
DS 1012 15	8	28
DS 1012 34	15	26
DS 1013 53	9	28
DS 1013 53	3	30
DS 1013 53	3	30
DS 1013 53	17	46
DS 1211 16	12	42
DS 1211 17	14	42
DS 1211 26	13	42
DS 1510 73	10	70
DS 1510 74	3	70
DS 1510 74	5	70
DS 1611 56	15	52
DS 1612 24	11	42
DS 1810 26	14	106
DS 1910 52	17	80

Part Number	Figure No.	Page No.
DS 2010 25	19	108
DS 2010 85	9	50
DS 2110 04	7	92
DT 1310 17	16	64
DT 1318 75	13	78
DT 1814 33	12	58
DT 4014 03	5	80
DT 4014 04	6	80
DT 4014 07	6A	80
DT 4020 06	19A	108
DT 4022 27	28	110
DT 4024 04	3A	64
DT 4024 04	26	70
DT 5612 05	5	22
DU 1012 23	16	26
DV 1010 42	2	30
DV 1010 48	22	16
GH 2010 12	3	102
GL 1138 11	9	78
GL 1138 12	8	78
GL 1710 36	5	44
GL 4022 10	26	110
JB 4022 02	17	36
JC 1010 34	9	10
JC 1011 12	3	48
JC 1011 15	8	48
JC 1110 07	16	46
JC 1110 22	6	46
JC 1110 23	7	46
JC 1110 28	2	46
JC 1200 23	6	6
JC 1410 16	5	78
JC 1510 13	1	62

Parts Index



Part Number	Figure No.	Page No.
JC 1510 13	1	64
JC 1510 16	8	70
JC 1510 20	3	64
JC 1610 17	6	60
JC 1910 04	2	96
JC 1910 19	1	96
JC 2010 27	14	108
JC 2010 39	12	60
JC 2010 46	4	96
JC 2010 50	4	64
JD 1318 11	8	64
JD 1710 16	14	88
JD 1716 02	3	90
JE 5412 12	9	30
JE 5712 39	22	36
JE 5810 39	11	4
JE 5814 16	13	6
JF 1318 54	17	64
JF 1318 54	29	70
JF 1318 71	17	78
JG 1312 19	15	70
JG 1312 20	15	64
JG 1710 29	7	44
JG 1812 55	15	78
JG 4018 08	18	108
JG 4020 05	12	78
JG 4022 28	29	110
JH 1710 17	7	90
JH 1710 48	11	44
JH 1716 02	15	44
JL 1711 01	2	44
JL 1711 02	10	44
JL 5810 65	4	4

Part Number	Figure No.	Page No.
JL 5810 66	2	4
JM 1710 04	12	54
JN 1810 31	28	104
JP 1710 51	6	78
JP 4022 21	11	78
JR 1318 29	8	74
JU 1318 02	23	70
JW 1710 07	1	88
JW 4010 11	8	106
JY 1710 69	18	44
JY 1710 70	4	44
JY 1710 77	1	44
JY 1718 25	8	44
KA CA05 16	2	90
KA DA06 10	21	36
KA DA06 30	12	46
KA DA08 14	2	112
KA DD05 10	26	36
KA DD06 10	10	58
KA DD06 10	19	104
KA DD06 10	31	110
KA DF06 20	4	78
KA DF08 25	10	52
KA DF08 25	7	112
KA DS05 16	13	60
KA ED06 12	15	100
KA ED06 25	8	92
KA ED06 35	9	2
KA ED06 35	3	30
KA EG06 14	10	4
KB BA04 16	4	106
KB BA05 16	9	42
KB BA05 25	17	42

